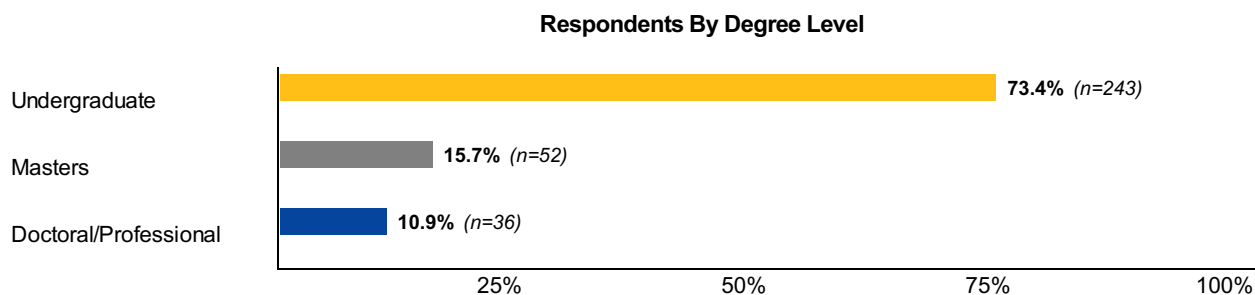
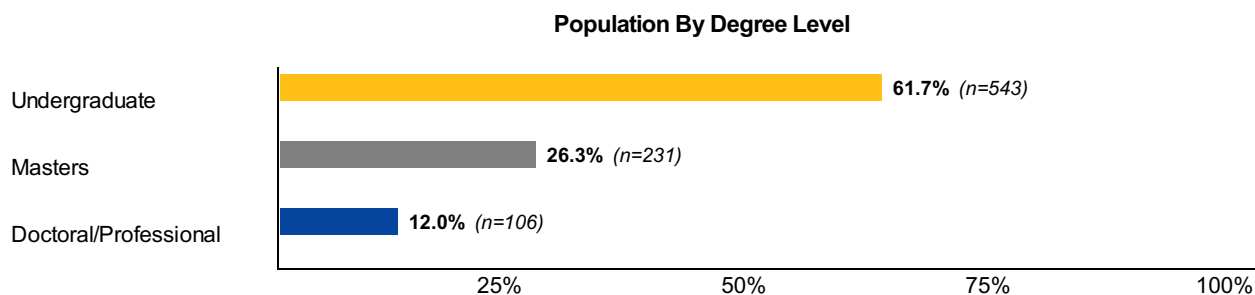
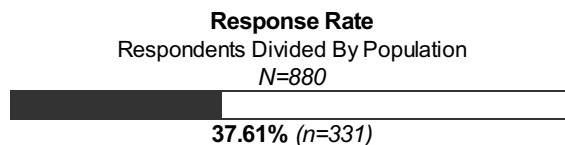
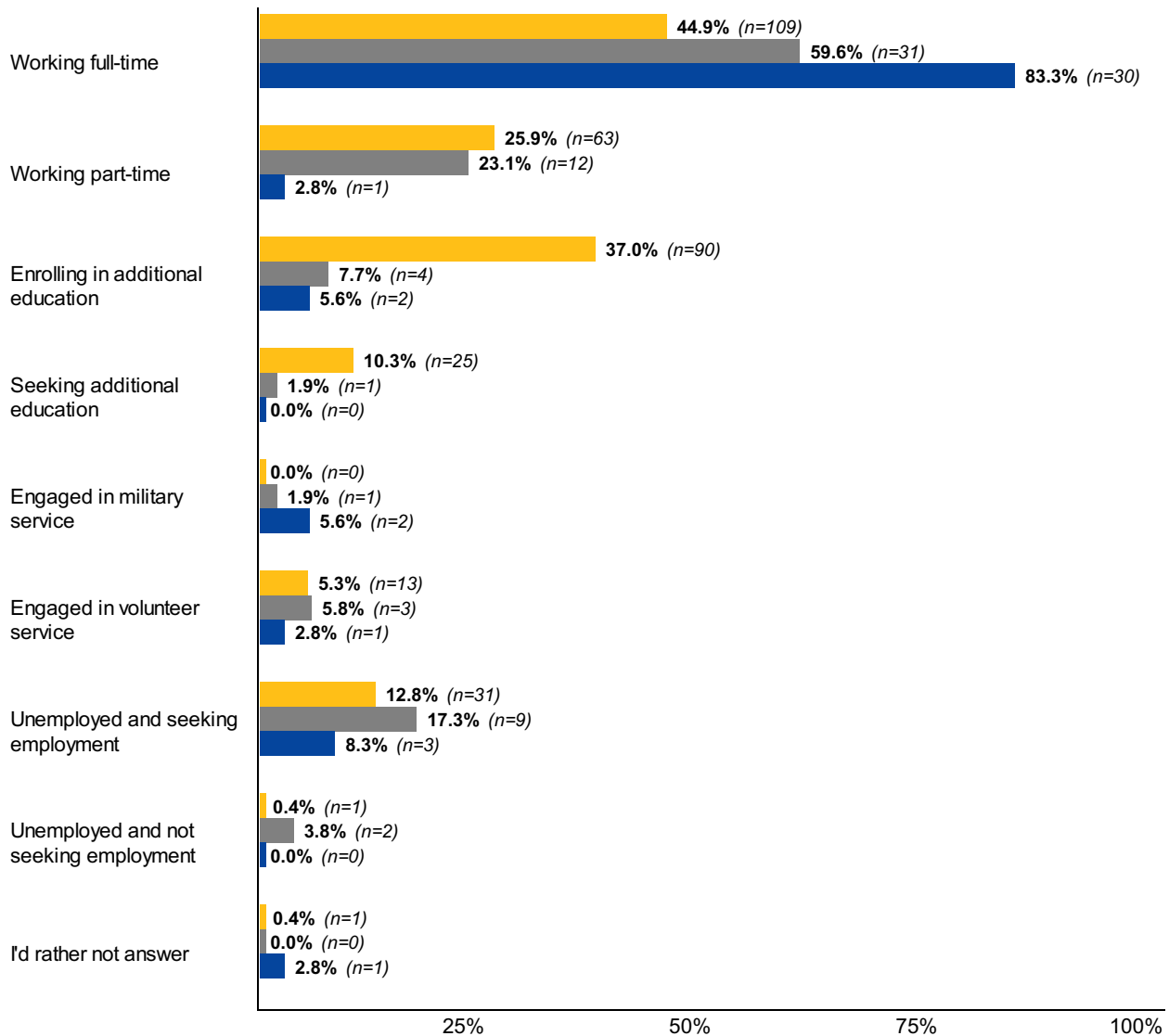
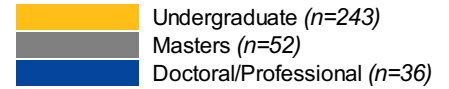


## Response Rate Summary



## General Outcomes

**Core 1:** Which of the following options represent your post-graduation situation at this time?  
(Select all that apply)



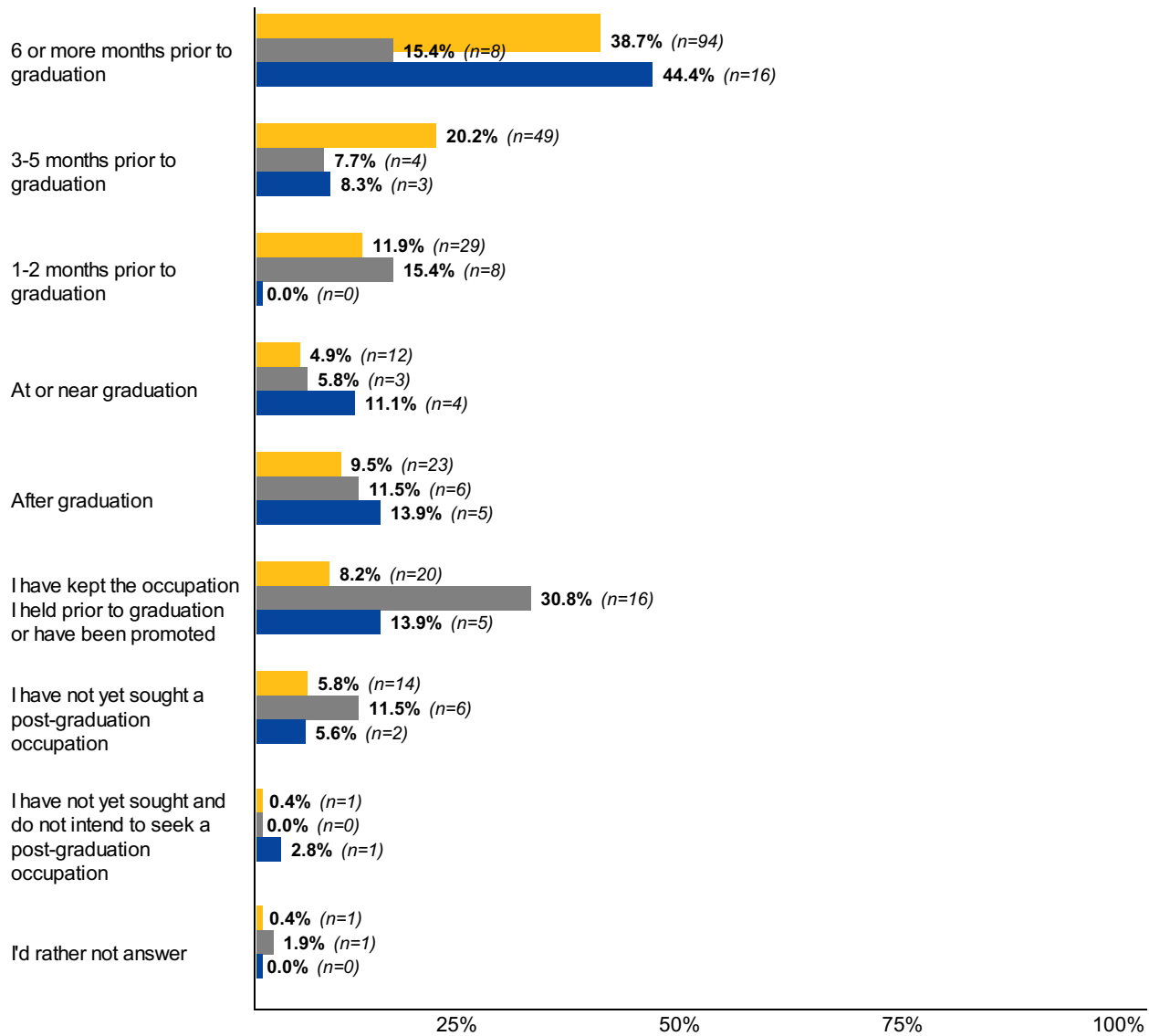
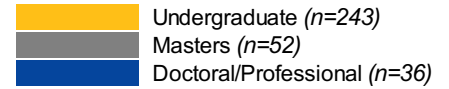
## General Outcomes

**Core 2:** Which of the options above would you identify as your primary status post-graduation?

	<b>Undergraduate</b> <i>n=243</i>	<b>Masters</b> <i>n=52</i>	<b>Doctoral/Professional</b> <i>n=36</i>
Working full-time	<b>40.7%</b> ( <i>n=99</i> )	<b>57.7%</b> ( <i>n=30</i> )	<b>83.3%</b> ( <i>n=30</i> )
Working part-time	<b>12.8%</b> ( <i>n=31</i> )	<b>11.5%</b> ( <i>n=6</i> )	<b>2.8%</b> ( <i>n=1</i> )
Enrolling in additional education	<b>32.5%</b> ( <i>n=79</i> )	<b>5.8%</b> ( <i>n=3</i> )	<b>2.8%</b> ( <i>n=1</i> )
Seeking additional education	<b>4.9%</b> ( <i>n=12</i> )	<b>1.9%</b> ( <i>n=1</i> )	<b>0.0%</b> ( <i>n=0</i> )
Engaged in military service	<b>0.0%</b> ( <i>n=0</i> )	<b>0.0%</b> ( <i>n=0</i> )	<b>2.8%</b> ( <i>n=1</i> )
Unemployed and seeking employment	<b>9.1%</b> ( <i>n=22</i> )	<b>19.2%</b> ( <i>n=10</i> )	<b>5.6%</b> ( <i>n=2</i> )
Unemployed and not seeking employment	<b>0.0%</b> ( <i>n=0</i> )	<b>3.8%</b> ( <i>n=2</i> )	<b>0.0%</b> ( <i>n=0</i> )
I'd rather not answer	<b>0.0%</b> ( <i>n=0</i> )	<b>0.0%</b> ( <i>n=0</i> )	<b>2.8%</b> ( <i>n=1</i> )

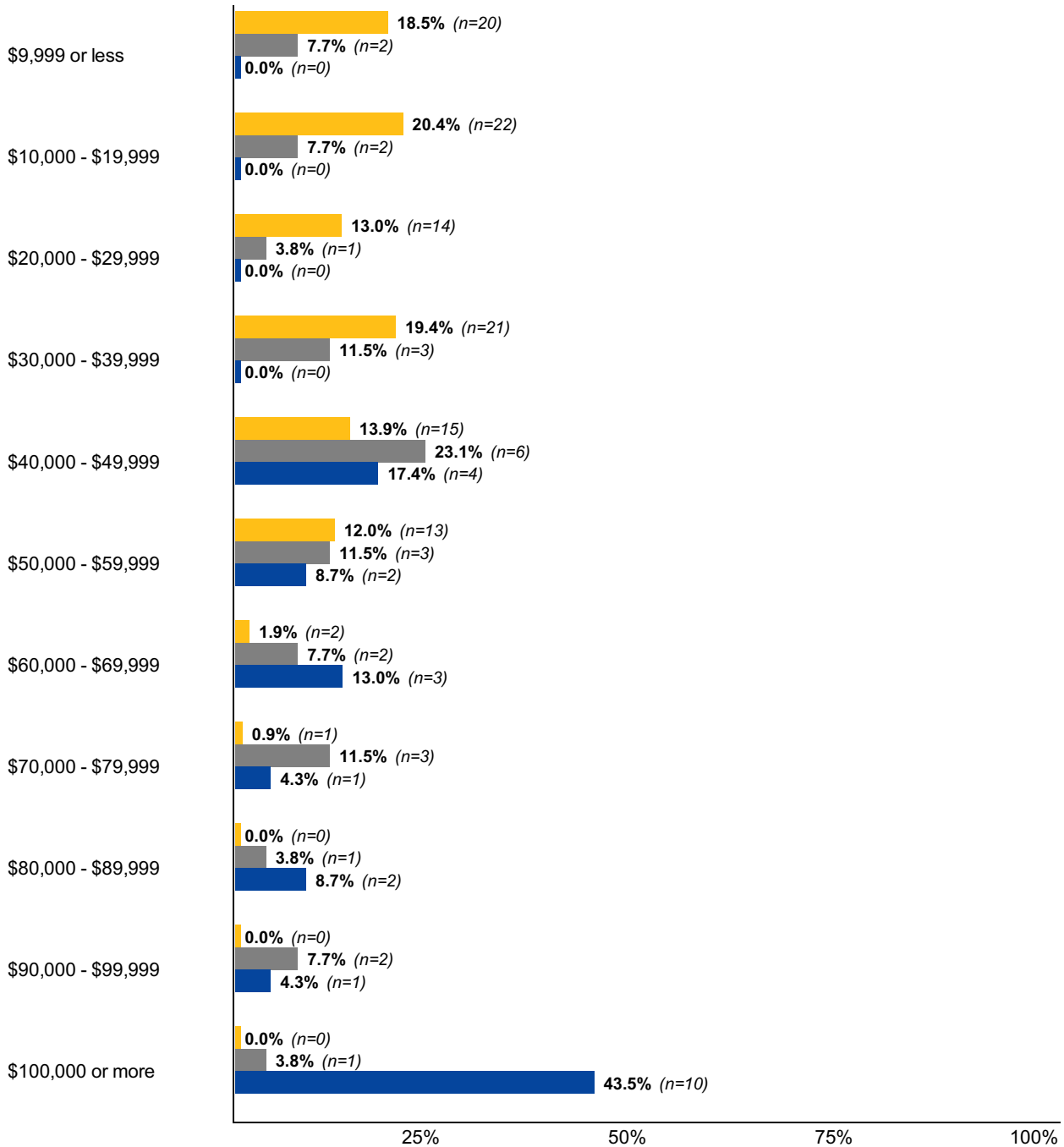
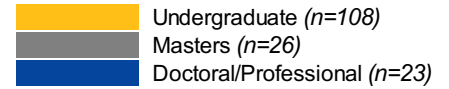
## General Outcomes

**Core 3:** When did you begin to pursue your primary post-graduation occupation?



## Occupation

**Core 5:** Please enter your expected total annual income, and if applicable, guaranteed first-year bonus below.



Overall median income: **\$35,000**

Median income for *Undergraduate* students: **\$26,000**

Median income for *Masters* students: **\$45,000**

Median income for *Doctoral/Professional* students: **\$88,500**

To protect respondent confidentiality, median incomes have been rounded to the nearest \$500 interval.

## Occupation

**Core 6:** Which of the following best describes your occupation?

	<b>Undergraduate</b> <i>n=160</i>	<b>Masters</b> <i>n=37</i>	<b>Doctoral/Professional</b> <i>n=30</i>
Employed by an organization	<b>65.0%</b> ( <i>n=104</i> )	<b>78.4%</b> ( <i>n=29</i> )	<b>73.3%</b> ( <i>n=22</i> )
Engaged in an entrepreneurial / start-up effort as an owner	<b>0.6%</b> ( <i>n=1</i> )	<b>0.0%</b> ( <i>n=0</i> )	<b>0.0%</b> ( <i>n=0</i> )
Self-employed	<b>1.3%</b> ( <i>n=2</i> )	<b>2.7%</b> ( <i>n=1</i> )	<b>0.0%</b> ( <i>n=0</i> )
Employed in a temporary / contract work assignment	<b>7.5%</b> ( <i>n=12</i> )	<b>8.1%</b> ( <i>n=3</i> )	<b>6.7%</b> ( <i>n=2</i> )
Employed in a postgraduate internship or fellowship	<b>6.3%</b> ( <i>n=10</i> )	<b>8.1%</b> ( <i>n=3</i> )	<b>13.3%</b> ( <i>n=4</i> )
Engaged in military service	<b>0.0%</b> ( <i>n=0</i> )	<b>0.0%</b> ( <i>n=0</i> )	<b>6.7%</b> ( <i>n=2</i> )
Employed in any other work category	<b>16.9%</b> ( <i>n=27</i> )	<b>0.0%</b> ( <i>n=0</i> )	<b>0.0%</b> ( <i>n=0</i> )
I'd rather not answer	<b>2.5%</b> ( <i>n=4</i> )	<b>2.7%</b> ( <i>n=1</i> )	<b>0.0%</b> ( <i>n=0</i> )

## Occupation

**Core 7:** Do you/will you hold more than one paid position?

	<b>Undergraduate</b> <i>n=160</i>	<b>Masters</b> <i>n=37</i>	<b>Doctoral/Professional</b> <i>n=30</i>
Yes	<b>25.0%</b> ( <i>n=40</i> )	<b>29.7%</b> ( <i>n=11</i> )	<b>26.7%</b> ( <i>n=8</i> )
No	<b>69.4%</b> ( <i>n=111</i> )	<b>64.9%</b> ( <i>n=24</i> )	<b>73.3%</b> ( <i>n=22</i> )
I'd rather not answer	<b>5.6%</b> ( <i>n=9</i> )	<b>5.4%</b> ( <i>n=2</i> )	<b>0.0%</b> ( <i>n=0</i> )



## Occupation: Industry

**Core 9 & Core 13:** Which of the following best describes the industry and job function of the occupation you do/will hold?

	<b>Undergraduate</b> <i>n=123</i>	<b>Masters</b> <i>n=26</i>	<b>Doctoral/Professional</b> <i>n=25</i>
Healthcare / Health Services	<b>5.7%</b> ( <i>n=7</i> )	<b>15.4%</b> ( <i>n=4</i> )	<b>44.0%</b> ( <i>n=11</i> )
Education	<b>8.1%</b> ( <i>n=10</i> )	<b>19.2%</b> ( <i>n=5</i> )	<b>0.0%</b> ( <i>n=0</i> )
Manufacturing	<b>8.1%</b> ( <i>n=10</i> )	<b>15.4%</b> ( <i>n=4</i> )	<b>0.0%</b> ( <i>n=0</i> )
Agriculture	<b>9.8%</b> ( <i>n=12</i> )	<b>0.0%</b> ( <i>n=0</i> )	<b>0.0%</b> ( <i>n=0</i> )
Pharmaceuticals	<b>0.0%</b> ( <i>n=0</i> )	<b>0.0%</b> ( <i>n=0</i> )	<b>44.0%</b> ( <i>n=11</i> )
Other / Unspecified	<b>7.3%</b> ( <i>n=9</i> )	<b>3.8%</b> ( <i>n=1</i> )	<b>0.0%</b> ( <i>n=0</i> )
Retail / Wholesale	<b>6.5%</b> ( <i>n=8</i> )	<b>0.0%</b> ( <i>n=0</i> )	<b>8.0%</b> ( <i>n=2</i> )
Veterinary	<b>5.7%</b> ( <i>n=7</i> )	<b>0.0%</b> ( <i>n=0</i> )	<b>0.0%</b> ( <i>n=0</i> )
Oil & Gas	<b>4.1%</b> ( <i>n=5</i> )	<b>3.8%</b> ( <i>n=1</i> )	<b>0.0%</b> ( <i>n=0</i> )
Sports & Recreation	<b>3.3%</b> ( <i>n=4</i> )	<b>3.8%</b> ( <i>n=1</i> )	<b>0.0%</b> ( <i>n=0</i> )
Food Services	<b>4.1%</b> ( <i>n=5</i> )	<b>0.0%</b> ( <i>n=0</i> )	<b>0.0%</b> ( <i>n=0</i> )
Food & Beverage	<b>4.1%</b> ( <i>n=5</i> )	<b>0.0%</b> ( <i>n=0</i> )	<b>0.0%</b> ( <i>n=0</i> )
Information Technology	<b>2.4%</b> ( <i>n=3</i> )	<b>3.8%</b> ( <i>n=1</i> )	<b>0.0%</b> ( <i>n=0</i> )
Business Services	<b>3.3%</b> ( <i>n=4</i> )	<b>0.0%</b> ( <i>n=0</i> )	<b>0.0%</b> ( <i>n=0</i> )
Social Services	<b>2.4%</b> ( <i>n=3</i> )	<b>0.0%</b> ( <i>n=0</i> )	<b>0.0%</b> ( <i>n=0</i> )
Automotive	<b>1.6%</b> ( <i>n=2</i> )	<b>3.8%</b> ( <i>n=1</i> )	<b>0.0%</b> ( <i>n=0</i> )
Banking	<b>1.6%</b> ( <i>n=2</i> )	<b>3.8%</b> ( <i>n=1</i> )	<b>0.0%</b> ( <i>n=0</i> )
Health, Wellness & Fitness	<b>1.6%</b> ( <i>n=2</i> )	<b>0.0%</b> ( <i>n=0</i> )	<b>4.0%</b> ( <i>n=1</i> )
Hospitality - Hotel / Restaurant Management	<b>2.4%</b> ( <i>n=3</i> )	<b>0.0%</b> ( <i>n=0</i> )	<b>0.0%</b> ( <i>n=0</i> )
Consumer Services	<b>2.4%</b> ( <i>n=3</i> )	<b>0.0%</b> ( <i>n=0</i> )	<b>0.0%</b> ( <i>n=0</i> )

Accounting	<b>1.6%</b> (n=2)	<b>0.0%</b> (n=0)	<b>0.0%</b> (n=0)
Higher Education	<b>0.0%</b> (n=0)	<b>7.7%</b> (n=2)	<b>0.0%</b> (n=0)
Human Resources	<b>1.6%</b> (n=2)	<b>0.0%</b> (n=0)	<b>0.0%</b> (n=0)
Law Enforcement & Security	<b>1.6%</b> (n=2)	<b>0.0%</b> (n=0)	<b>0.0%</b> (n=0)
Sciences	<b>1.6%</b> (n=2)	<b>0.0%</b> (n=0)	<b>0.0%</b> (n=0)
Government / Public Administration	<b>1.6%</b> (n=2)	<b>0.0%</b> (n=0)	<b>0.0%</b> (n=0)
Medicine	<b>0.8%</b> (n=1)	<b>3.8%</b> (n=1)	<b>0.0%</b> (n=0)
Construction	<b>1.6%</b> (n=2)	<b>0.0%</b> (n=0)	<b>0.0%</b> (n=0)
Internet	<b>0.8%</b> (n=1)	<b>0.0%</b> (n=0)	<b>0.0%</b> (n=0)
Maritime	<b>0.8%</b> (n=1)	<b>0.0%</b> (n=0)	<b>0.0%</b> (n=0)
Financial Services	<b>0.0%</b> (n=0)	<b>3.8%</b> (n=1)	<b>0.0%</b> (n=0)
Energy	<b>0.8%</b> (n=1)	<b>0.0%</b> (n=0)	<b>0.0%</b> (n=0)
Transportation	<b>0.8%</b> (n=1)	<b>0.0%</b> (n=0)	<b>0.0%</b> (n=0)
Housing & Urban Development	<b>0.8%</b> (n=1)	<b>0.0%</b> (n=0)	<b>0.0%</b> (n=0)
Utilities	<b>0.0%</b> (n=0)	<b>3.8%</b> (n=1)	<b>0.0%</b> (n=0)
Import / Export	<b>0.0%</b> (n=0)	<b>3.8%</b> (n=1)	<b>0.0%</b> (n=0)
Engineering	<b>0.0%</b> (n=0)	<b>3.8%</b> (n=1)	<b>0.0%</b> (n=0)
Marketing	<b>0.8%</b> (n=1)	<b>0.0%</b> (n=0)	<b>0.0%</b> (n=0)

## Occupation: Job Function

**Core 9 & Core 13:** Which of the following best describes the industry and job function of the occupation you do/will hold?

	<b>Undergraduate</b> <i>n=123</i>	<b>Masters</b> <i>n=26</i>	<b>Doctoral/Professional</b> <i>n=23</i>
Other	<b>9.8%</b> ( <i>n=12</i> )	<b>15.4%</b> ( <i>n=4</i> )	<b>26.1%</b> ( <i>n=6</i> )
Healthcare / Health Services	<b>5.7%</b> ( <i>n=7</i> )	<b>15.4%</b> ( <i>n=4</i> )	<b>47.8%</b> ( <i>n=11</i> )
Animal Care	<b>10.6%</b> ( <i>n=13</i> )	<b>0.0%</b> ( <i>n=0</i> )	<b>0.0%</b> ( <i>n=0</i> )
Management	<b>6.5%</b> ( <i>n=8</i> )	<b>11.5%</b> ( <i>n=3</i> )	<b>0.0%</b> ( <i>n=0</i> )
Administration	<b>3.3%</b> ( <i>n=4</i> )	<b>11.5%</b> ( <i>n=3</i> )	<b>0.0%</b> ( <i>n=0</i> )
Administrative / Support Services	<b>4.1%</b> ( <i>n=5</i> )	<b>3.8%</b> ( <i>n=1</i> )	<b>0.0%</b> ( <i>n=0</i> )
Customer Service	<b>4.9%</b> ( <i>n=6</i> )	<b>0.0%</b> ( <i>n=0</i> )	<b>0.0%</b> ( <i>n=0</i> )
Sales	<b>4.1%</b> ( <i>n=5</i> )	<b>0.0%</b> ( <i>n=0</i> )	<b>0.0%</b> ( <i>n=0</i> )
Pharmaceutical / Biotech	<b>0.0%</b> ( <i>n=0</i> )	<b>0.0%</b> ( <i>n=0</i> )	<b>21.7%</b> ( <i>n=5</i> )
Teaching / Education	<b>3.3%</b> ( <i>n=4</i> )	<b>3.8%</b> ( <i>n=1</i> )	<b>0.0%</b> ( <i>n=0</i> )
Information Technology	<b>2.4%</b> ( <i>n=3</i> )	<b>3.8%</b> ( <i>n=1</i> )	<b>0.0%</b> ( <i>n=0</i> )
Finance	<b>2.4%</b> ( <i>n=3</i> )	<b>3.8%</b> ( <i>n=1</i> )	<b>0.0%</b> ( <i>n=0</i> )
Education & Training	<b>2.4%</b> ( <i>n=3</i> )	<b>3.8%</b> ( <i>n=1</i> )	<b>0.0%</b> ( <i>n=0</i> )
Operations	<b>3.3%</b> ( <i>n=4</i> )	<b>0.0%</b> ( <i>n=0</i> )	<b>0.0%</b> ( <i>n=0</i> )
Retail	<b>1.6%</b> ( <i>n=2</i> )	<b>0.0%</b> ( <i>n=0</i> )	<b>4.3%</b> ( <i>n=1</i> )
Marketing	<b>1.6%</b> ( <i>n=2</i> )	<b>3.8%</b> ( <i>n=1</i> )	<b>0.0%</b> ( <i>n=0</i> )
Accounting / Auditing	<b>1.6%</b> ( <i>n=2</i> )	<b>3.8%</b> ( <i>n=1</i> )	<b>0.0%</b> ( <i>n=0</i> )
Hotel / Hospitality	<b>2.4%</b> ( <i>n=3</i> )	<b>0.0%</b> ( <i>n=0</i> )	<b>0.0%</b> ( <i>n=0</i> )
Training	<b>2.4%</b> ( <i>n=3</i> )	<b>0.0%</b> ( <i>n=0</i> )	<b>0.0%</b> ( <i>n=0</i> )
Technician	<b>2.4%</b> ( <i>n=3</i> )	<b>0.0%</b> ( <i>n=0</i> )	<b>0.0%</b> ( <i>n=0</i> )

Social Work	2.4% (n=3)	0.0% (n=0)	0.0% (n=0)
Not Specified	1.6% (n=2)	0.0% (n=0)	0.0% (n=0)
Criminal Justice	1.6% (n=2)	0.0% (n=0)	0.0% (n=0)
Skilled Labor	1.6% (n=2)	0.0% (n=0)	0.0% (n=0)
Restaurant Management / Food Service	1.6% (n=2)	0.0% (n=0)	0.0% (n=0)
Research	1.6% (n=2)	0.0% (n=0)	0.0% (n=0)
Research & Development	0.8% (n=1)	3.8% (n=1)	0.0% (n=0)
Production	1.6% (n=2)	0.0% (n=0)	0.0% (n=0)
Coaching	1.6% (n=2)	0.0% (n=0)	0.0% (n=0)
Programming / Software Development	0.8% (n=1)	0.0% (n=0)	0.0% (n=0)
Consulting	0.8% (n=1)	0.0% (n=0)	0.0% (n=0)
Information Management	0.8% (n=1)	0.0% (n=0)	0.0% (n=0)
Risk Management / Assessment	0.0% (n=0)	3.8% (n=1)	0.0% (n=0)
Counseling	0.0% (n=0)	3.8% (n=1)	0.0% (n=0)
Buying / Purchasing	0.8% (n=1)	0.0% (n=0)	0.0% (n=0)
Banking	0.8% (n=1)	0.0% (n=0)	0.0% (n=0)
Account Management / Planning	0.8% (n=1)	0.0% (n=0)	0.0% (n=0)
Public Relations / Public Affairs	0.0% (n=0)	3.8% (n=1)	0.0% (n=0)
Internet	0.8% (n=1)	0.0% (n=0)	0.0% (n=0)
Law Enforcement / Security	0.8% (n=1)	0.0% (n=0)	0.0% (n=0)
Human Resources	0.8% (n=1)	0.0% (n=0)	0.0% (n=0)
Engineering	0.0% (n=0)	3.8% (n=1)	0.0% (n=0)
Domestic Care / Services	0.8% (n=1)	0.0% (n=0)	0.0% (n=0)
Distribution	0.8% (n=1)	0.0% (n=0)	0.0% (n=0)
Construction / Contracting	0.8% (n=1)	0.0% (n=0)	0.0% (n=0)
Childcare	0.8% (n=1)	0.0% (n=0)	0.0% (n=0)

## Occupation

**Core 10 & Core 14:** Please enter the location of your occupation.

	<b>Undergraduate</b> <i>n=121</i>	<b>Masters</b> <i>n=26</i>	<b>Doctoral/Professional</b> <i>n=24</i>
OH	<b>75.2%</b> ( <i>n=91</i> )	<b>73.1%</b> ( <i>n=19</i> )	<b>50.0%</b> ( <i>n=12</i> )
IL	<b>1.7%</b> ( <i>n=2</i> )	<b>0.0%</b> ( <i>n=0</i> )	<b>12.5%</b> ( <i>n=3</i> )
TX	<b>3.3%</b> ( <i>n=4</i> )	<b>0.0%</b> ( <i>n=0</i> )	<b>4.2%</b> ( <i>n=1</i> )
FL	<b>3.3%</b> ( <i>n=4</i> )	<b>0.0%</b> ( <i>n=0</i> )	<b>0.0%</b> ( <i>n=0</i> )
PA	<b>0.8%</b> ( <i>n=1</i> )	<b>3.8%</b> ( <i>n=1</i> )	<b>8.3%</b> ( <i>n=2</i> )
MI	<b>3.3%</b> ( <i>n=4</i> )	<b>0.0%</b> ( <i>n=0</i> )	<b>0.0%</b> ( <i>n=0</i> )
TN	<b>1.7%</b> ( <i>n=2</i> )	<b>3.8%</b> ( <i>n=1</i> )	<b>0.0%</b> ( <i>n=0</i> )
MD	<b>1.7%</b> ( <i>n=2</i> )	<b>0.0%</b> ( <i>n=0</i> )	<b>0.0%</b> ( <i>n=0</i> )
NC	<b>0.0%</b> ( <i>n=0</i> )	<b>3.8%</b> ( <i>n=1</i> )	<b>4.2%</b> ( <i>n=1</i> )
CO	<b>1.7%</b> ( <i>n=2</i> )	<b>0.0%</b> ( <i>n=0</i> )	<b>0.0%</b> ( <i>n=0</i> )
KY	<b>0.0%</b> ( <i>n=0</i> )	<b>3.8%</b> ( <i>n=1</i> )	<b>4.2%</b> ( <i>n=1</i> )
IN	<b>0.8%</b> ( <i>n=1</i> )	<b>0.0%</b> ( <i>n=0</i> )	<b>4.2%</b> ( <i>n=1</i> )
GA	<b>0.0%</b> ( <i>n=0</i> )	<b>0.0%</b> ( <i>n=0</i> )	<b>4.2%</b> ( <i>n=1</i> )
VA	<b>0.8%</b> ( <i>n=1</i> )	<b>0.0%</b> ( <i>n=0</i> )	<b>0.0%</b> ( <i>n=0</i> )
OR	<b>0.0%</b> ( <i>n=0</i> )	<b>3.8%</b> ( <i>n=1</i> )	<b>0.0%</b> ( <i>n=0</i> )
AL	<b>0.0%</b> ( <i>n=0</i> )	<b>3.8%</b> ( <i>n=1</i> )	<b>0.0%</b> ( <i>n=0</i> )
IA	<b>0.8%</b> ( <i>n=1</i> )	<b>0.0%</b> ( <i>n=0</i> )	<b>0.0%</b> ( <i>n=0</i> )
MA	<b>0.8%</b> ( <i>n=1</i> )	<b>0.0%</b> ( <i>n=0</i> )	<b>0.0%</b> ( <i>n=0</i> )
UT	<b>0.0%</b> ( <i>n=0</i> )	<b>3.8%</b> ( <i>n=1</i> )	<b>0.0%</b> ( <i>n=0</i> )
NY	<b>0.8%</b> ( <i>n=1</i> )	<b>0.0%</b> ( <i>n=0</i> )	<b>0.0%</b> ( <i>n=0</i> )
NJ	<b>0.8%</b> ( <i>n=1</i> )	<b>0.0%</b> ( <i>n=0</i> )	<b>0.0%</b> ( <i>n=0</i> )

ME	<b>0.8%</b> (n=1)	<b>0.0%</b> (n=0)	<b>0.0%</b> (n=0)
AZ	<b>0.0%</b> (n=0)	<b>0.0%</b> (n=0)	<b>4.2%</b> (n=1)
CA	<b>0.0%</b> (n=0)	<b>0.0%</b> (n=0)	<b>4.2%</b> (n=1)
NM	<b>0.8%</b> (n=1)	<b>0.0%</b> (n=0)	<b>0.0%</b> (n=0)
CT	<b>0.8%</b> (n=1)	<b>0.0%</b> (n=0)	<b>0.0%</b> (n=0)

## Occupation

**Core 15:** Which of these best describes your primary reason for being unemployed or not seeking employment?

	<b>Undergraduate</b> <i>n=30</i>	<b>Masters</b> <i>n=11</i>	<b>Doctoral/Professional</b> <i>n=3</i>
Family or personal reasons	<b>6.7%</b> ( <i>n=2</i> )	<b>0.0%</b> ( <i>n=0</i> )	<b>0.0%</b> ( <i>n=0</i> )
Enrolled / Enrolling in a degree or certificate program	<b>23.3%</b> ( <i>n=7</i> )	<b>9.1%</b> ( <i>n=1</i> )	<b>0.0%</b> ( <i>n=0</i> )
Unable to find employment related to career goals or area of study	<b>36.7%</b> ( <i>n=11</i> )	<b>0.0%</b> ( <i>n=0</i> )	<b>0.0%</b> ( <i>n=0</i> )
Unable to find employment at a sufficient level of pay	<b>3.3%</b> ( <i>n=1</i> )	<b>9.1%</b> ( <i>n=1</i> )	<b>0.0%</b> ( <i>n=0</i> )
Unable to find employment where I live or want to live	<b>10.0%</b> ( <i>n=3</i> )	<b>9.1%</b> ( <i>n=1</i> )	<b>0.0%</b> ( <i>n=0</i> )
Unable to find any employment	<b>6.7%</b> ( <i>n=2</i> )	<b>9.1%</b> ( <i>n=1</i> )	<b>0.0%</b> ( <i>n=0</i> )
I'd rather not answer	<b>3.3%</b> ( <i>n=1</i> )	<b>18.2%</b> ( <i>n=2</i> )	<b>0.0%</b> ( <i>n=0</i> )
Other	<b>10.0%</b> ( <i>n=3</i> )	<b>45.5%</b> ( <i>n=5</i> )	<b>100.0%</b> ( <i>n=3</i> )

## Occupation

**Core 16:** Have you received any offers for employment that you did not accept?

	<b>Undergraduate</b> <i>n=31</i>	<b>Masters</b> <i>n=11</i>	<b>Doctoral/Professional</b> <i>n=3</i>
No	<b>77.4%</b> ( <i>n=24</i> )	<b>90.9%</b> ( <i>n=10</i> )	<b>66.7%</b> ( <i>n=2</i> )
Yes	<b>19.4%</b> ( <i>n=6</i> )	<b>0.0%</b> ( <i>n=0</i> )	<b>33.3%</b> ( <i>n=1</i> )
I'd rather not answer	<b>3.2%</b> ( <i>n=1</i> )	<b>9.1%</b> ( <i>n=1</i> )	<b>0.0%</b> ( <i>n=0</i> )



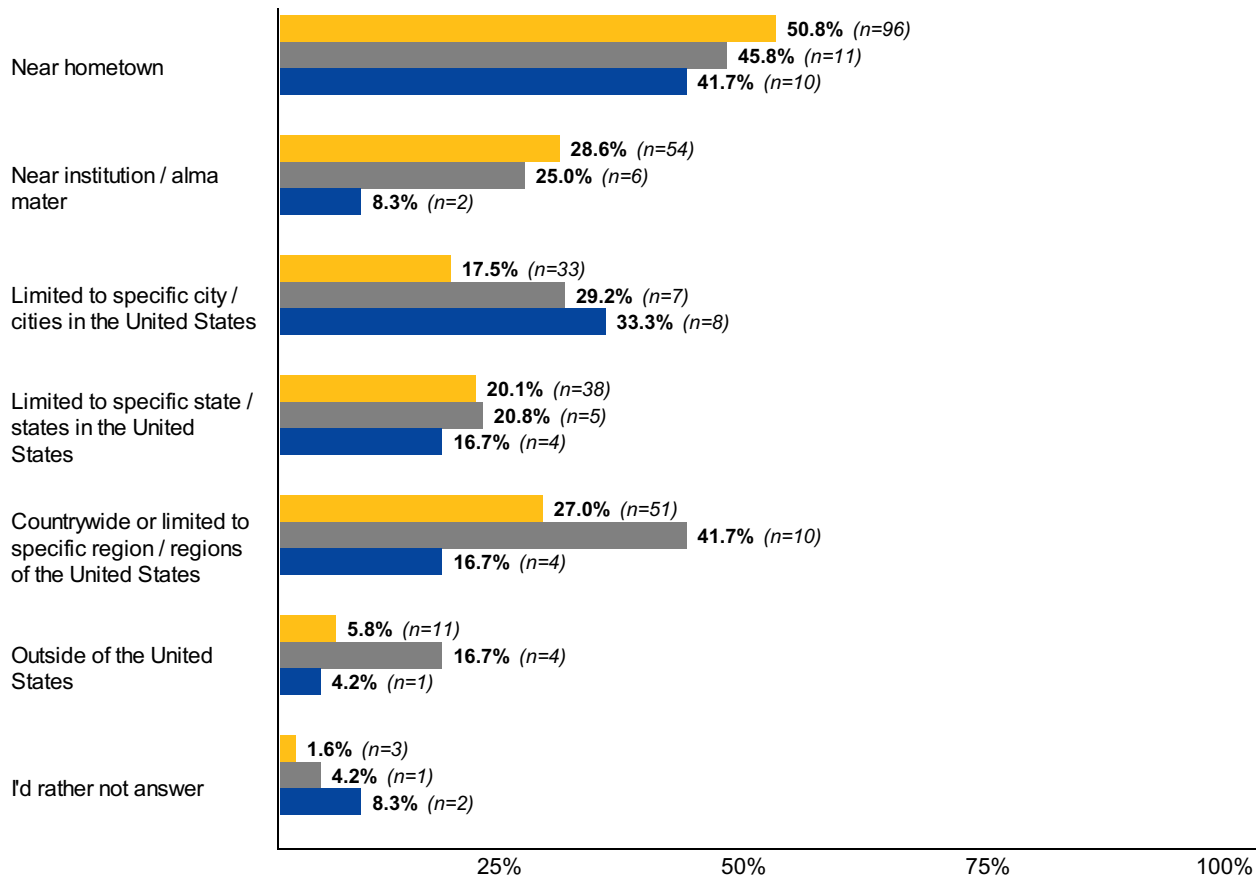
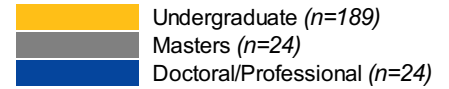
## Occupation

**Core 17:** Which of these best describe your reason(s) for not accepting your offer(s)? (Select all that apply)

	<b>Undergraduate</b> <i>n=6</i>	<b>Masters</b> <i>n=0</i>	<b>Doctoral/Professional</b> <i>n=1</i>
Enrolled / Enrolling in a degree program	<b>33.3%</b> ( <i>n=2</i> )	<b>0.0%</b> ( <i>n=0</i> )	<b>0.0%</b> ( <i>n=0</i> )
Family or personal reasons	<b>33.3%</b> ( <i>n=2</i> )	<b>0.0%</b> ( <i>n=0</i> )	<b>0.0%</b> ( <i>n=0</i> )
Position not located where I live or want to live	<b>33.3%</b> ( <i>n=2</i> )	<b>0.0%</b> ( <i>n=0</i> )	<b>0.0%</b> ( <i>n=0</i> )
Considering other offers / opportunities	<b>0.0%</b> ( <i>n=0</i> )	<b>0.0%</b> ( <i>n=0</i> )	<b>100.0%</b> ( <i>n=1</i> )
Position unrelated to career goals or area of study	<b>16.7%</b> ( <i>n=1</i> )	<b>0.0%</b> ( <i>n=0</i> )	<b>0.0%</b> ( <i>n=0</i> )
Position had insufficient level of pay	<b>16.7%</b> ( <i>n=1</i> )	<b>0.0%</b> ( <i>n=0</i> )	<b>0.0%</b> ( <i>n=0</i> )

## Occupation

**Core 18:** Where geographically did you look when searching for your post-graduation occupation? (Select all that apply)



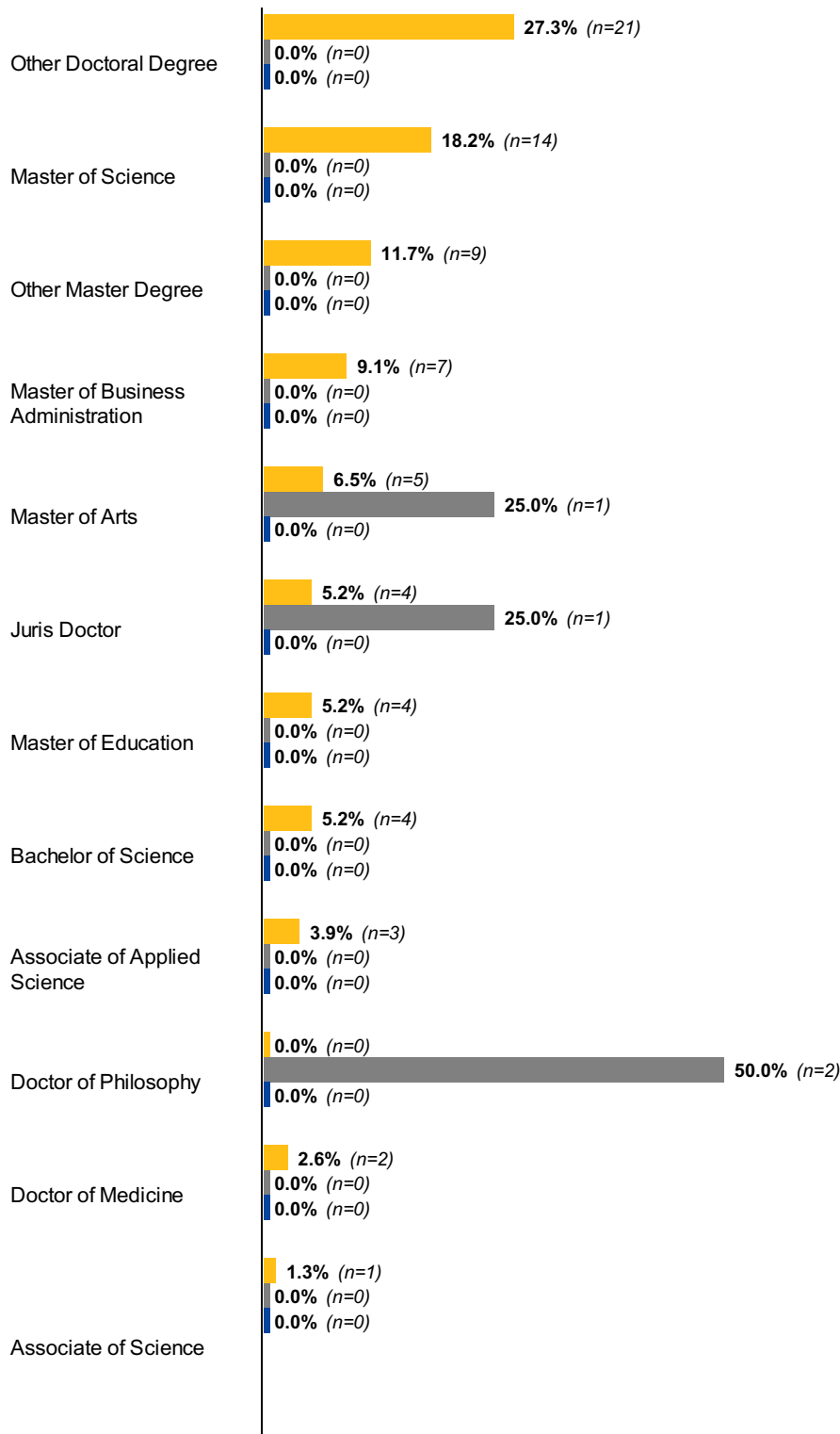
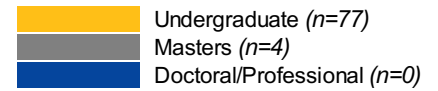
## Additional Education Enrollment

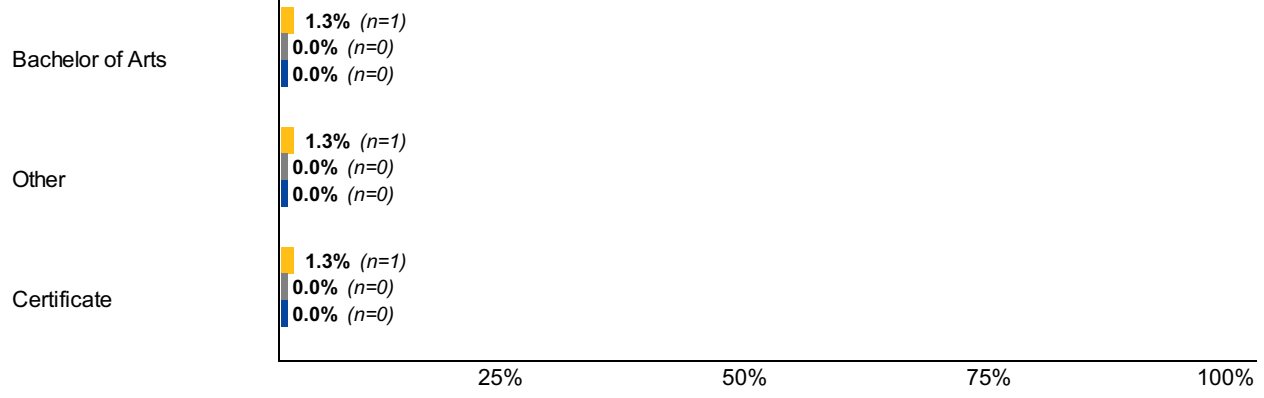
**Core 20:** Please answer each of the items below concerning the additional education you are pursuing.

	<b>Undergraduate</b> <i>n=81</i>	<b>Masters</b> <i>n=4</i>	<b>Doctoral/Professional</b> <i>n=0</i>
Health professions and related programs	<b>45.7%</b> ( <i>n=37</i> )	<b>0.0%</b> ( <i>n=0</i> )	<b>0.0%</b> ( <i>n=0</i> )
Legal professions and studies	<b>6.2%</b> ( <i>n=5</i> )	<b>25.0%</b> ( <i>n=1</i> )	<b>0.0%</b> ( <i>n=0</i> )
Other	<b>7.4%</b> ( <i>n=6</i> )	<b>0.0%</b> ( <i>n=0</i> )	<b>0.0%</b> ( <i>n=0</i> )
Business, management, marketing, and related support services	<b>7.4%</b> ( <i>n=6</i> )	<b>0.0%</b> ( <i>n=0</i> )	<b>0.0%</b> ( <i>n=0</i> )
Education	<b>6.2%</b> ( <i>n=5</i> )	<b>0.0%</b> ( <i>n=0</i> )	<b>0.0%</b> ( <i>n=0</i> )
English language and literature / letters	<b>3.7%</b> ( <i>n=3</i> )	<b>25.0%</b> ( <i>n=1</i> )	<b>0.0%</b> ( <i>n=0</i> )
Agriculture, agriculture operations, and related sciences	<b>4.9%</b> ( <i>n=4</i> )	<b>0.0%</b> ( <i>n=0</i> )	<b>0.0%</b> ( <i>n=0</i> )
Health-related knowledge and skills	<b>3.7%</b> ( <i>n=3</i> )	<b>25.0%</b> ( <i>n=1</i> )	<b>0.0%</b> ( <i>n=0</i> )
Biological and biomedical sciences	<b>3.7%</b> ( <i>n=3</i> )	<b>0.0%</b> ( <i>n=0</i> )	<b>0.0%</b> ( <i>n=0</i> )
Mathematics and statistics	<b>2.5%</b> ( <i>n=2</i> )	<b>0.0%</b> ( <i>n=0</i> )	<b>0.0%</b> ( <i>n=0</i> )
Psychology	<b>2.5%</b> ( <i>n=2</i> )	<b>0.0%</b> ( <i>n=0</i> )	<b>0.0%</b> ( <i>n=0</i> )
Liberal arts and sciences, general studies and humanities	<b>0.0%</b> ( <i>n=0</i> )	<b>25.0%</b> ( <i>n=1</i> )	<b>0.0%</b> ( <i>n=0</i> )
Natural resources and conservation	<b>1.2%</b> ( <i>n=1</i> )	<b>0.0%</b> ( <i>n=0</i> )	<b>0.0%</b> ( <i>n=0</i> )
Science technologies / technicians	<b>1.2%</b> ( <i>n=1</i> )	<b>0.0%</b> ( <i>n=0</i> )	<b>0.0%</b> ( <i>n=0</i> )
Communication, journalism, and related programs	<b>1.2%</b> ( <i>n=1</i> )	<b>0.0%</b> ( <i>n=0</i> )	<b>0.0%</b> ( <i>n=0</i> )
Computer and information sciences and support services	<b>1.2%</b> ( <i>n=1</i> )	<b>0.0%</b> ( <i>n=0</i> )	<b>0.0%</b> ( <i>n=0</i> )
Homeland security / law enforcement / firefighting / related protective services	<b>1.2%</b> ( <i>n=1</i> )	<b>0.0%</b> ( <i>n=0</i> )	<b>0.0%</b> ( <i>n=0</i> )

## Additional Education Enrollment

**Core 21:** What additional degree are you seeking post-graduation?





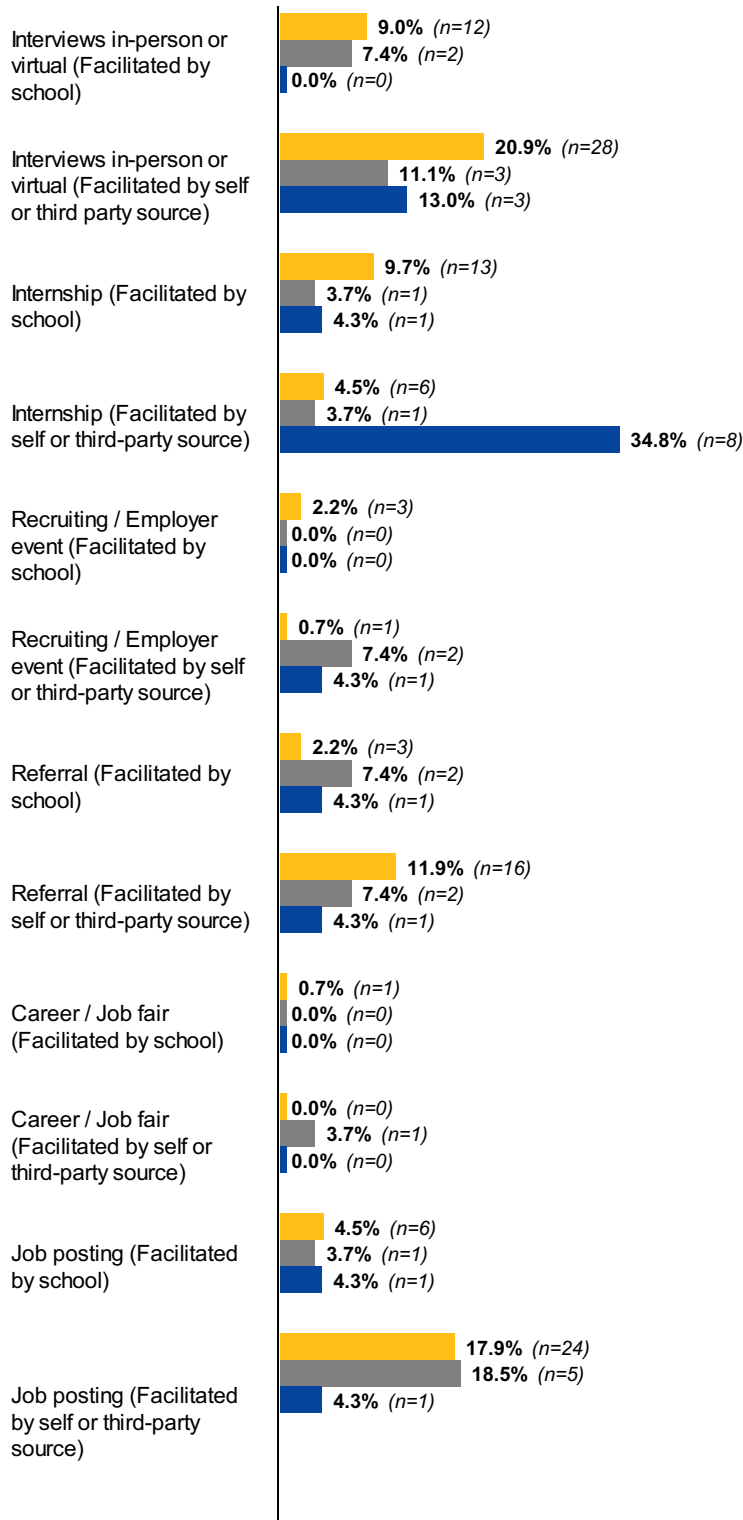
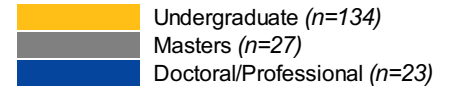
## Military Service

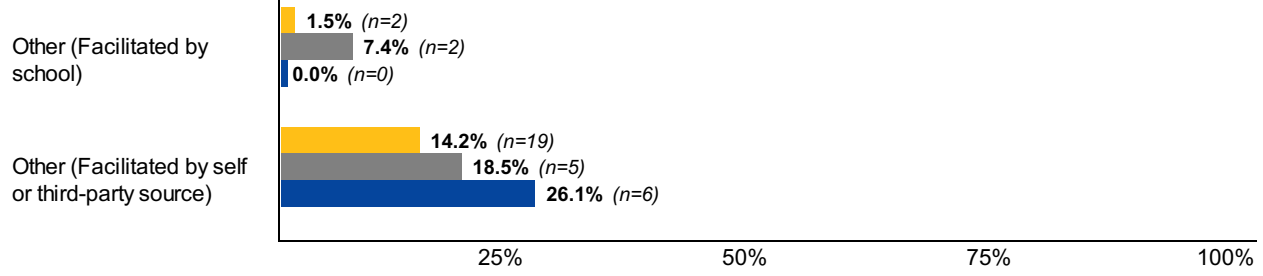
**Core 24:** In which branch of the military are you serving?

	<b>Undergraduate</b> <i>n=0</i>	<b>Masters</b> <i>n=1</i>	<b>Doctoral/Professional</b> <i>n=2</i>
Army	<b>0.0%</b> ( <i>n=0</i> )	<b>100.0%</b> ( <i>n=1</i> )	<b>0.0%</b> ( <i>n=0</i> )
Air Force	<b>0.0%</b> ( <i>n=0</i> )	<b>0.0%</b> ( <i>n=0</i> )	<b>50.0%</b> ( <i>n=1</i> )
I'd rather not answer	<b>0.0%</b> ( <i>n=0</i> )	<b>0.0%</b> ( <i>n=0</i> )	<b>50.0%</b> ( <i>n=1</i> )
Coast Gaurd	<b>0.0%</b> ( <i>n=0</i> )	<b>0.0%</b> ( <i>n=0</i> )	<b>0.0%</b> ( <i>n=0</i> )
Marines	<b>0.0%</b> ( <i>n=0</i> )	<b>0.0%</b> ( <i>n=0</i> )	<b>0.0%</b> ( <i>n=0</i> )
Navy	<b>0.0%</b> ( <i>n=0</i> )	<b>0.0%</b> ( <i>n=0</i> )	<b>0.0%</b> ( <i>n=0</i> )

## Engagement

**Engagement 47:** Please indicate the primary job search activity that led to the job you accepted or hold. (Select one)







## Engagement

**Engagement 48:** How helpful did you find each of these resources when searching for an occupation?

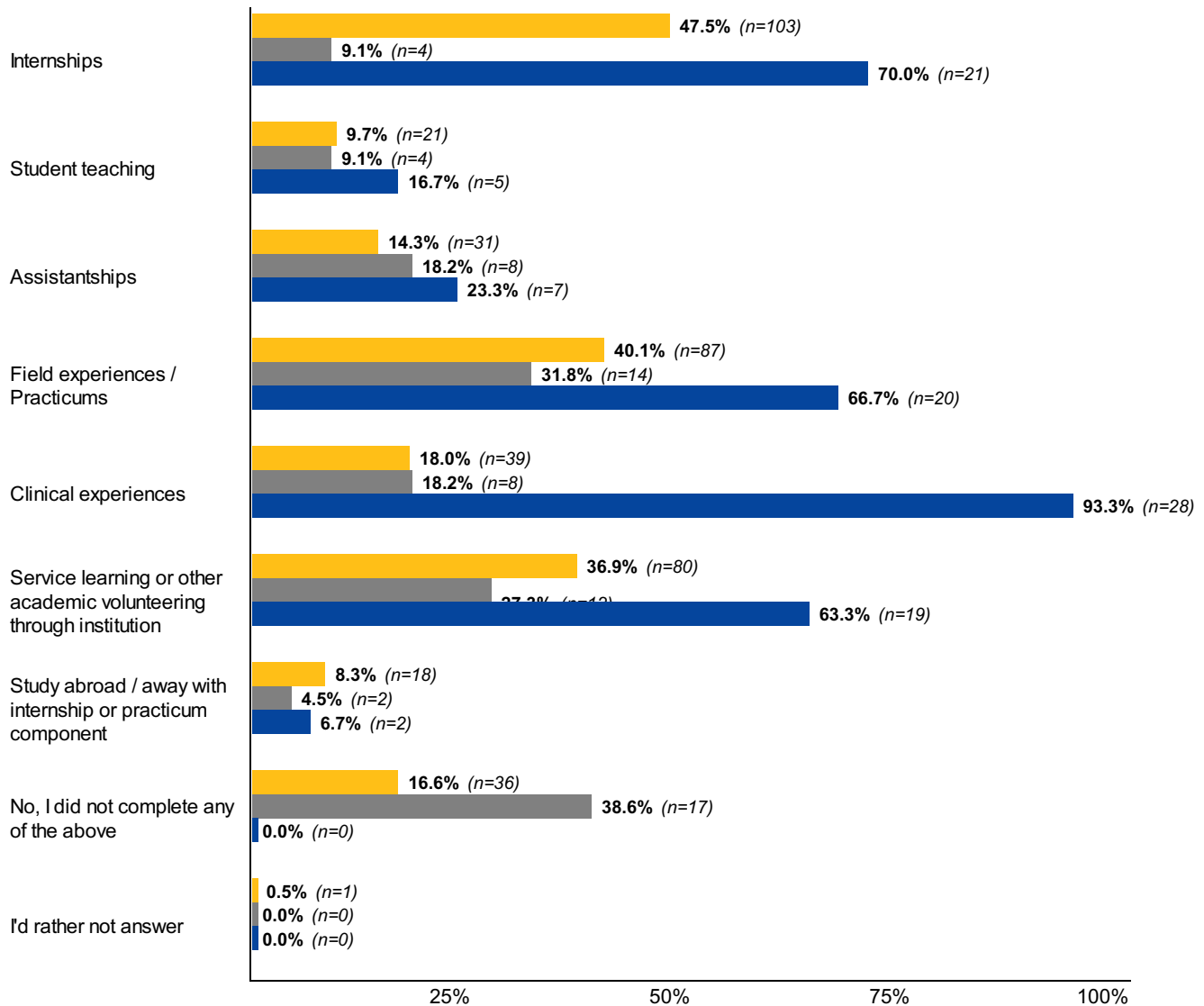
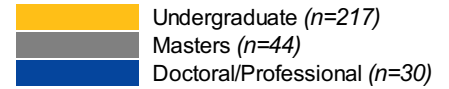
	<b>Undergraduate</b> <i>n=213</i>	<b>Masters</b> <i>n=42</i>	<b>Doctoral/Professional</b> <i>n=27</i>
Career Center Staff = Very Helpful	<b>9.4%</b> ( <i>n=20</i> )	<b>4.8%</b> ( <i>n=2</i> )	<b>7.4%</b> ( <i>n=2</i> )
Career Center Staff = Helpful	<b>23.9%</b> ( <i>n=51</i> )	<b>11.9%</b> ( <i>n=5</i> )	<b>22.2%</b> ( <i>n=6</i> )
Career Center Staff = Neither Helpful nor Unhelpful	<b>8.0%</b> ( <i>n=17</i> )	<b>7.1%</b> ( <i>n=3</i> )	<b>11.1%</b> ( <i>n=3</i> )
Career Center Staff = Unhelpful	<b>3.3%</b> ( <i>n=7</i> )	<b>2.4%</b> ( <i>n=1</i> )	<b>0.0%</b> ( <i>n=0</i> )
Career Center Staff = Very Unhelpful	<b>3.3%</b> ( <i>n=7</i> )	<b>4.8%</b> ( <i>n=2</i> )	<b>0.0%</b> ( <i>n=0</i> )
Career Center Staff = I have never used this resource	<b>51.6%</b> ( <i>n=110</i> )	<b>66.7%</b> ( <i>n=28</i> )	<b>59.3%</b> ( <i>n=16</i> )
Career Center Services = Very Helpful	<b>8.9%</b> ( <i>n=19</i> )	<b>4.8%</b> ( <i>n=2</i> )	<b>7.4%</b> ( <i>n=2</i> )
Career Center Services = Helpful	<b>23.9%</b> ( <i>n=51</i> )	<b>9.5%</b> ( <i>n=4</i> )	<b>22.2%</b> ( <i>n=6</i> )
Career Center Services = Neither Helpful nor Unhelpful	<b>9.4%</b> ( <i>n=20</i> )	<b>7.1%</b> ( <i>n=3</i> )	<b>11.1%</b> ( <i>n=3</i> )
Career Center Services = Unhelpful	<b>3.8%</b> ( <i>n=8</i> )	<b>4.8%</b> ( <i>n=2</i> )	<b>0.0%</b> ( <i>n=0</i> )
Career Center Services = Very Unhelpful	<b>4.2%</b> ( <i>n=9</i> )	<b>4.8%</b> ( <i>n=2</i> )	<b>0.0%</b> ( <i>n=0</i> )
Career Center Services = I have never used this resource	<b>48.8%</b> ( <i>n=104</i> )	<b>69.0%</b> ( <i>n=29</i> )	<b>59.3%</b> ( <i>n=16</i> )
Departmental Faculty / Staff / Services = Very Helpful	<b>25.8%</b> ( <i>n=55</i> )	<b>21.4%</b> ( <i>n=9</i> )	<b>22.2%</b> ( <i>n=6</i> )
Departmental Faculty / Staff / Services = Helpful	<b>32.9%</b> ( <i>n=70</i> )	<b>26.2%</b> ( <i>n=11</i> )	<b>29.6%</b> ( <i>n=8</i> )
Departmental Faculty / Staff / Services = Neither Helpful nor Unhelpful	<b>6.6%</b> ( <i>n=14</i> )	<b>7.1%</b> ( <i>n=3</i> )	<b>11.1%</b> ( <i>n=3</i> )
Departmental Faculty / Staff / Services = Unhelpful	<b>2.8%</b> ( <i>n=6</i> )	<b>2.4%</b> ( <i>n=1</i> )	<b>0.0%</b> ( <i>n=0</i> )
Departmental Faculty / Staff / Services = Very Unhelpful	<b>3.3%</b> ( <i>n=7</i> )	<b>2.4%</b> ( <i>n=1</i> )	<b>0.0%</b> ( <i>n=0</i> )
Departmental Faculty / Staff / Services = I have never used this resource	<b>28.6%</b> ( <i>n=61</i> )	<b>38.1%</b> ( <i>n=16</i> )	<b>37.0%</b> ( <i>n=10</i> )
Other Faculty / Staff / Services = Very Helpful	<b>16.4%</b> ( <i>n=35</i> )	<b>11.9%</b> ( <i>n=5</i> )	<b>14.8%</b> ( <i>n=4</i> )
Other Faculty / Staff / Services = Helpful	<b>28.2%</b> ( <i>n=60</i> )	<b>14.3%</b> ( <i>n=6</i> )	<b>25.9%</b> ( <i>n=7</i> )

Other Faculty / Staff / Services = Neither Helpful nor Unhelpful	<b>13.6%</b> (n=29)	<b>9.5%</b> (n=4)	<b>14.8%</b> (n=4)
Other Faculty / Staff / Services = Unhelpful	<b>0.9%</b> (n=2)	<b>2.4%</b> (n=1)	<b>0.0%</b> (n=0)
Other Faculty / Staff / Services = Very Unhelpful	<b>4.2%</b> (n=9)	<b>2.4%</b> (n=1)	<b>0.0%</b> (n=0)
Other Faculty / Staff / Services = I have never used this resource	<b>36.2%</b> (n=77)	<b>59.5%</b> (n=25)	<b>44.4%</b> (n=12)
Academic Advising Staff / Services = Very Helpful	<b>30.5%</b> (n=65)	<b>9.5%</b> (n=4)	<b>7.4%</b> (n=2)
Academic Advising Staff / Services = Helpful	<b>28.2%</b> (n=60)	<b>23.8%</b> (n=10)	<b>40.7%</b> (n=11)
Academic Advising Staff / Services = Neither Helpful nor Unhelpful	<b>11.7%</b> (n=25)	<b>14.3%</b> (n=6)	<b>11.1%</b> (n=3)
Academic Advising Staff / Services = Unhelpful	<b>2.3%</b> (n=5)	<b>0.0%</b> (n=0)	<b>0.0%</b> (n=0)
Academic Advising Staff / Services = Very Unhelpful	<b>3.8%</b> (n=8)	<b>0.0%</b> (n=0)	<b>3.7%</b> (n=1)
Academic Advising Staff / Services = I have never used this resource	<b>23.0%</b> (n=49)	<b>52.4%</b> (n=22)	<b>37.0%</b> (n=10)
Alumni = Very Helpful	<b>8.0%</b> (n=17)	<b>4.8%</b> (n=2)	<b>11.1%</b> (n=3)
Alumni = Helpful	<b>19.2%</b> (n=41)	<b>7.1%</b> (n=3)	<b>22.2%</b> (n=6)
Alumni = Neither Helpful nor Unhelpful	<b>15.5%</b> (n=33)	<b>11.9%</b> (n=5)	<b>11.1%</b> (n=3)
Alumni = Unhelpful	<b>1.4%</b> (n=3)	<b>4.8%</b> (n=2)	<b>0.0%</b> (n=0)
Alumni = Very Unhelpful	<b>1.4%</b> (n=3)	<b>0.0%</b> (n=0)	<b>0.0%</b> (n=0)
Alumni = I have never used this resource	<b>54.0%</b> (n=115)	<b>71.4%</b> (n=30)	<b>55.6%</b> (n=15)
Family Members = Very Helpful	<b>30.5%</b> (n=65)	<b>11.9%</b> (n=5)	<b>29.6%</b> (n=8)
Family Members = Helpful	<b>36.2%</b> (n=77)	<b>28.6%</b> (n=12)	<b>33.3%</b> (n=9)
Family Members = Neither Helpful nor Unhelpful	<b>16.0%</b> (n=34)	<b>14.3%</b> (n=6)	<b>11.1%</b> (n=3)
Family Members = Unhelpful	<b>1.4%</b> (n=3)	<b>0.0%</b> (n=0)	<b>3.7%</b> (n=1)
Family Members = Very Unhelpful	<b>2.3%</b> (n=5)	<b>7.1%</b> (n=3)	<b>0.0%</b> (n=0)
Family Members = I have never used this resource	<b>12.7%</b> (n=27)	<b>38.1%</b> (n=16)	<b>22.2%</b> (n=6)
Bosses / Co-workers / Supervisors = Very Helpful	<b>22.1%</b> (n=47)	<b>28.6%</b> (n=12)	<b>37.0%</b> (n=10)
Bosses / Co-workers / Supervisors = Helpful	<b>33.3%</b> (n=71)	<b>14.3%</b> (n=6)	<b>40.7%</b> (n=11)
Bosses / Co-workers / Supervisors = Neither Helpful nor Unhelpful	<b>9.4%</b> (n=20)	<b>11.9%</b> (n=5)	<b>7.4%</b> (n=2)
Bosses / Co-workers / Supervisors = Unhelpful	<b>2.3%</b> (n=5)	<b>0.0%</b> (n=0)	<b>0.0%</b> (n=0)
Bosses / Co-workers / Supervisors = Very Unhelpful	<b>1.4%</b> (n=3)	<b>4.8%</b> (n=2)	<b>3.7%</b> (n=1)
Bosses / Co-workers / Supervisors = I have never used this resource	<b>30.5%</b> (n=65)	<b>40.5%</b> (n=17)	<b>11.1%</b> (n=3)

Professional Contacts / Organizations = Very Helpful	<b>24.9%</b> (n=53)	<b>28.6%</b> (n=12)	<b>40.7%</b> (n=11)
Professional Contacts / Organizations = Helpful	<b>35.7%</b> (n=76)	<b>23.8%</b> (n=10)	<b>29.6%</b> (n=8)
Professional Contacts / Organizations = Neither Helpful nor Unhelpful	<b>7.0%</b> (n=15)	<b>4.8%</b> (n=2)	<b>0.0%</b> (n=0)
Professional Contacts / Organizations = Unhelpful	<b>0.9%</b> (n=2)	<b>4.8%</b> (n=2)	<b>0.0%</b> (n=0)
Professional Contacts / Organizations = Very Unhelpful	<b>2.8%</b> (n=6)	<b>0.0%</b> (n=0)	<b>0.0%</b> (n=0)
Professional Contacts / Organizations = I have never used this resource	<b>28.2%</b> (n=60)	<b>35.7%</b> (n=15)	<b>29.6%</b> (n=8)
Peers = Very Helpful	<b>22.5%</b> (n=48)	<b>16.7%</b> (n=7)	<b>29.6%</b> (n=8)
Peers = Helpful	<b>36.6%</b> (n=78)	<b>35.7%</b> (n=15)	<b>40.7%</b> (n=11)
Peers = Neither Helpful nor Unhelpful	<b>20.2%</b> (n=43)	<b>19.0%</b> (n=8)	<b>11.1%</b> (n=3)
Peers = Unhelpful	<b>3.8%</b> (n=8)	<b>0.0%</b> (n=0)	<b>0.0%</b> (n=0)
Peers = Very Unhelpful	<b>3.3%</b> (n=7)	<b>2.4%</b> (n=1)	<b>0.0%</b> (n=0)
Peers = I have never used this resource	<b>13.1%</b> (n=28)	<b>23.8%</b> (n=10)	<b>18.5%</b> (n=5)

## Engagement

**Experiential 49:** Did you complete any of the following while working on your degree? (Select all that apply)



## Internships

**Experiential 51:** How many internships did you complete?

	<b>Undergraduate</b> <i>n=102</i>	<b>Masters</b> <i>n=4</i>	<b>Doctoral/Professional</b> <i>n=21</i>
1	<b>49.0%</b> ( <i>n=50</i> )	<b>75.0%</b> ( <i>n=3</i> )	<b>42.9%</b> ( <i>n=9</i> )
2	<b>28.4%</b> ( <i>n=29</i> )	<b>0.0%</b> ( <i>n=0</i> )	<b>9.5%</b> ( <i>n=2</i> )
3	<b>11.8%</b> ( <i>n=12</i> )	<b>0.0%</b> ( <i>n=0</i> )	<b>14.3%</b> ( <i>n=3</i> )
4	<b>3.9%</b> ( <i>n=4</i> )	<b>0.0%</b> ( <i>n=0</i> )	<b>0.0%</b> ( <i>n=0</i> )
5	<b>1.0%</b> ( <i>n=1</i> )	<b>0.0%</b> ( <i>n=0</i> )	<b>0.0%</b> ( <i>n=0</i> )
More than 5	<b>1.0%</b> ( <i>n=1</i> )	<b>0.0%</b> ( <i>n=0</i> )	<b>23.8%</b> ( <i>n=5</i> )
Other	<b>4.9%</b> ( <i>n=5</i> )	<b>25.0%</b> ( <i>n=1</i> )	<b>9.5%</b> ( <i>n=2</i> )

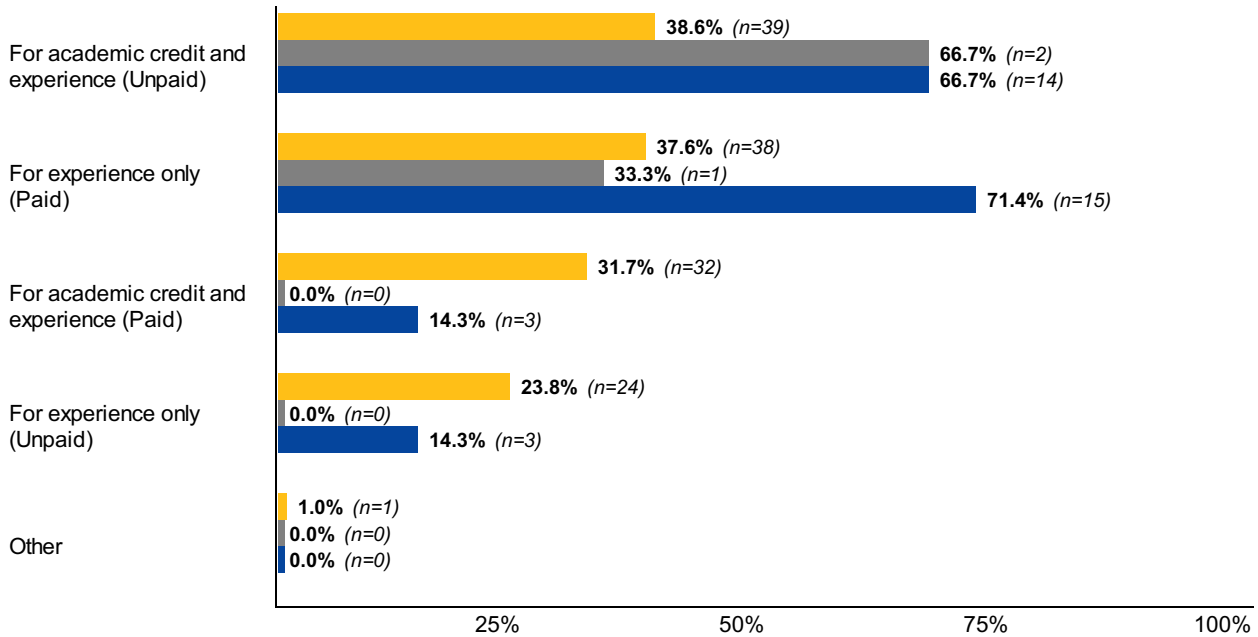
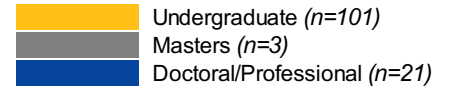
## Internships

**Experiential 52:** Please indicate if these experiences were full or part-time. (Select all that apply)

	<b>Undergraduate</b> <i>n=101</i>	<b>Masters</b> <i>n=3</i>	<b>Doctoral/Professional</b> <i>n=21</i>
Part-time	<b>67.3%</b> ( <i>n=68</i> )	<b>33.3%</b> ( <i>n=1</i> )	<b>71.4%</b> ( <i>n=15</i> )
Full-time	<b>54.5%</b> ( <i>n=55</i> )	<b>66.7%</b> ( <i>n=2</i> )	<b>42.9%</b> ( <i>n=9</i> )

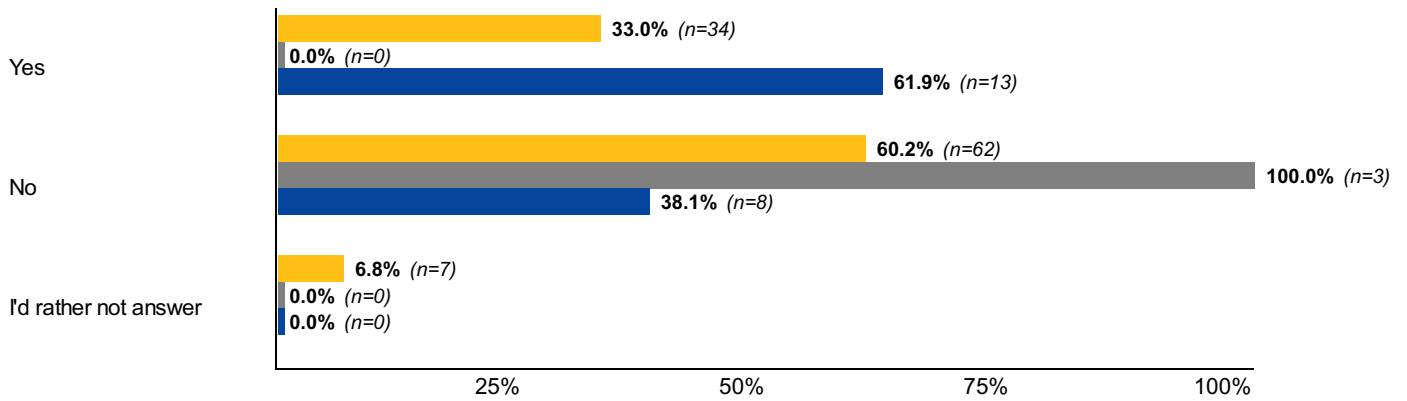
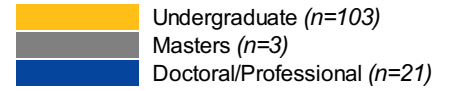
## Internships

**Experiential 53:** What types of internships did you complete? (Select all that apply)



## Internships

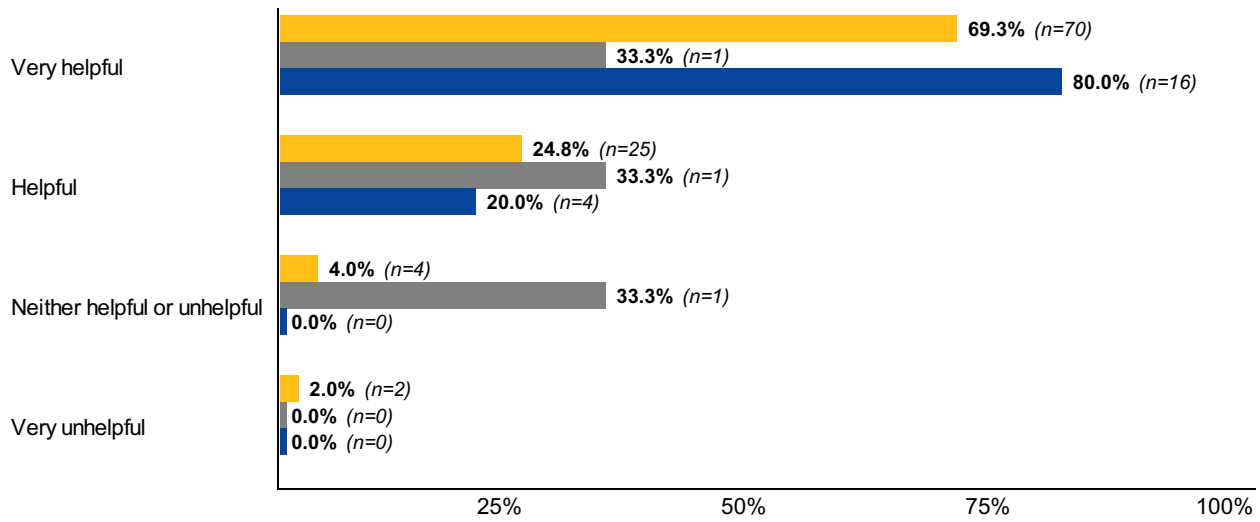
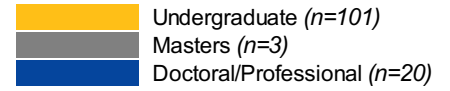
**Experiential 54:** Were you offered full-time employment as result of any of your internships?





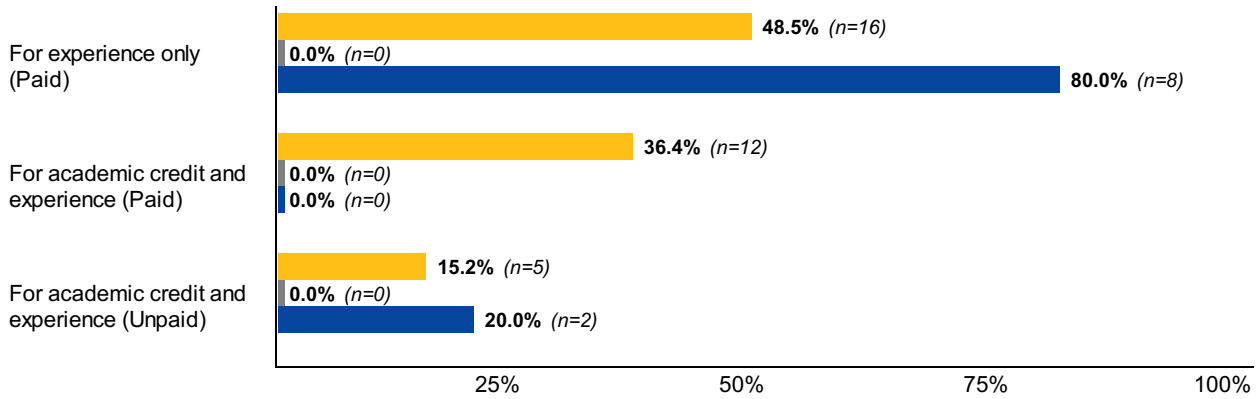
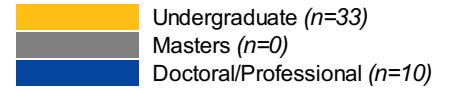
## Internships

**Experiential 55:** Overall, how helpful were your internships in preparing you for the workplace/your career?



## Internships

**Experiential 57:** What type of internship was this?



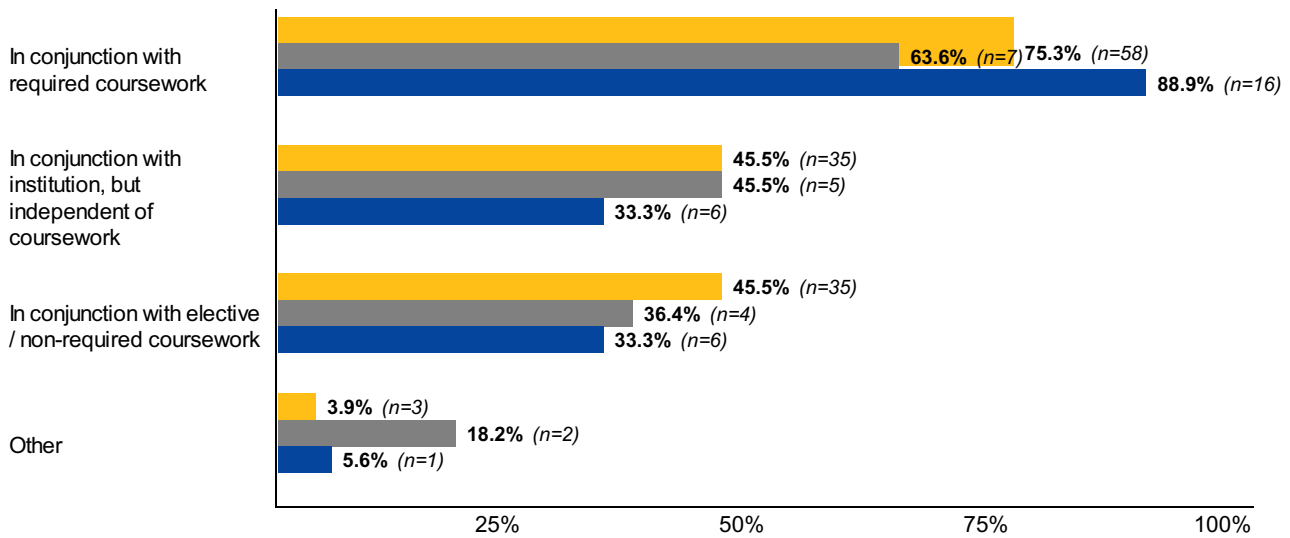
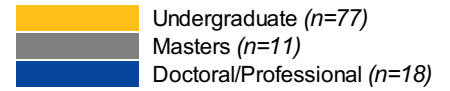
## Service learning and other academic volunteer experiences

**Experiential 65:** How many service learning or other academic volunteer experiences did you complete?

	<b>Undergraduate</b> <i>n=79</i>	<b>Masters</b> <i>n=12</i>	<b>Doctoral/Professional</b> <i>n=19</i>
1	<b>13.9%</b> ( <i>n=11</i> )	<b>8.3%</b> ( <i>n=1</i> )	<b>5.3%</b> ( <i>n=1</i> )
2	<b>19.0%</b> ( <i>n=15</i> )	<b>0.0%</b> ( <i>n=0</i> )	<b>0.0%</b> ( <i>n=0</i> )
3	<b>21.5%</b> ( <i>n=17</i> )	<b>33.3%</b> ( <i>n=4</i> )	<b>10.5%</b> ( <i>n=2</i> )
4	<b>3.8%</b> ( <i>n=3</i> )	<b>33.3%</b> ( <i>n=4</i> )	<b>10.5%</b> ( <i>n=2</i> )
5	<b>5.1%</b> ( <i>n=4</i> )	<b>8.3%</b> ( <i>n=1</i> )	<b>0.0%</b> ( <i>n=0</i> )
More than 5	<b>36.7%</b> ( <i>n=29</i> )	<b>8.3%</b> ( <i>n=1</i> )	<b>68.4%</b> ( <i>n=13</i> )
Other	<b>0.0%</b> ( <i>n=0</i> )	<b>8.3%</b> ( <i>n=1</i> )	<b>5.3%</b> ( <i>n=1</i> )

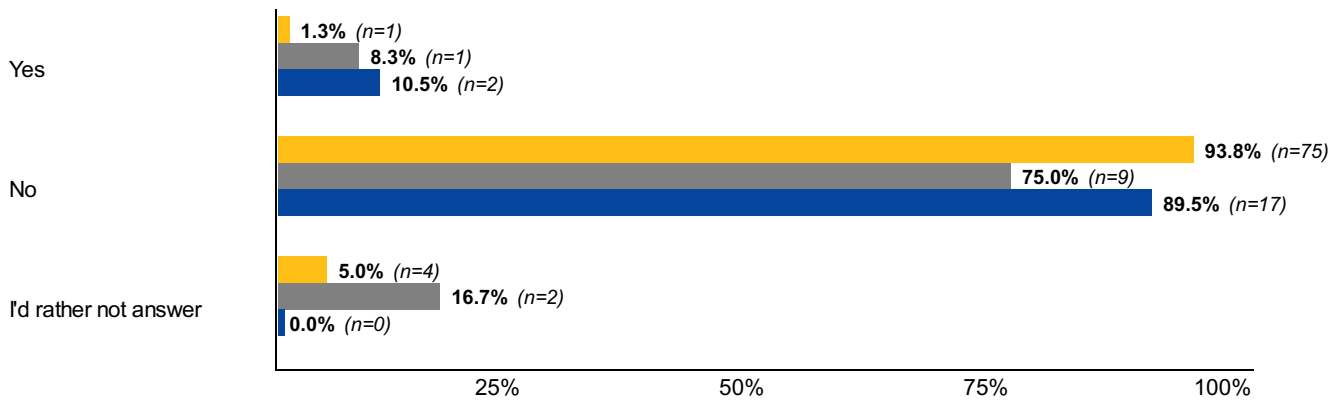
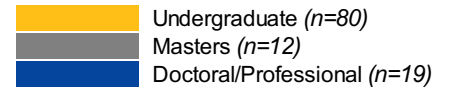
## Service learning and other academic volunteer experiences

**Experiential 67:** What types of service learning or other academic volunteer experiences did you complete? (Select all that apply)



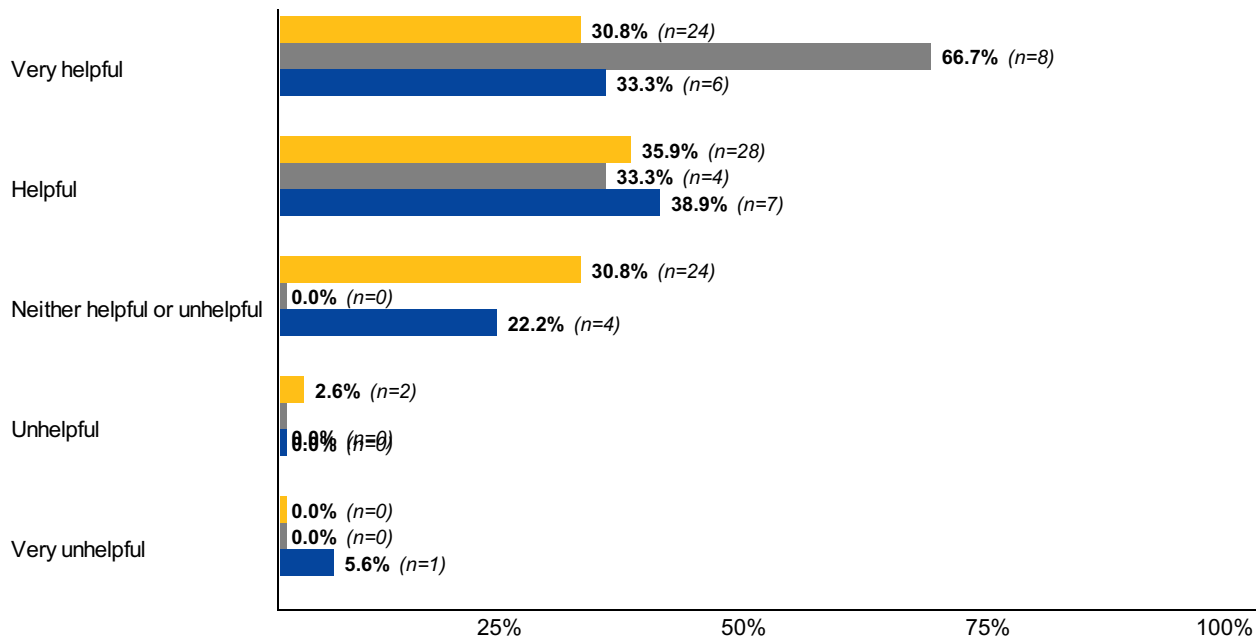
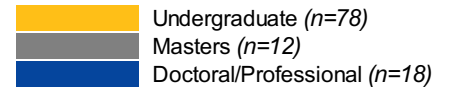
## Service learning and other academic volunteer experiences

**Experiential 68:** Were you offered full-time employment as result of any of your service learning or other academic volunteer experiences?



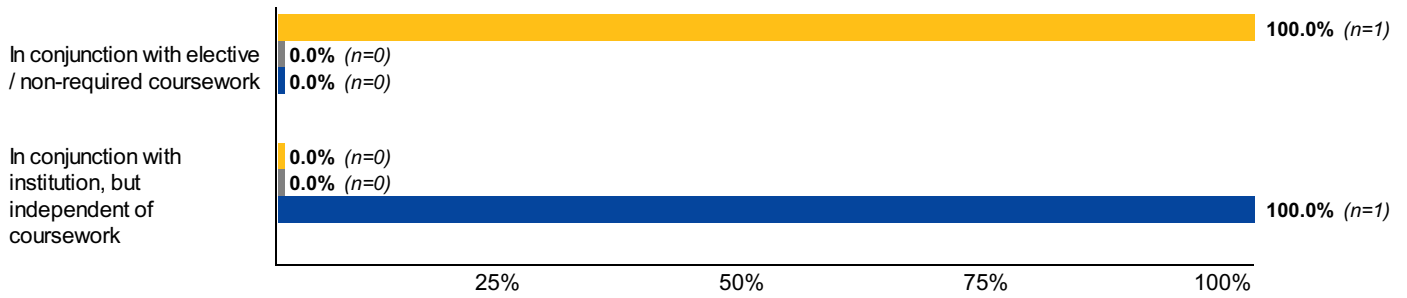
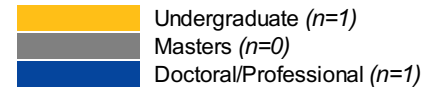
## Service learning and other academic volunteer experiences

**Experiential 69:** How helpful were your service learning or other academic volunteer experiences in preparing you for the workplace/your career?



## Service learning and other academic volunteer experiences

**Experiential 71:** What type of service learning or other academic volunteer experience was this?



## Assistantships

**Experiential 72:** How many assistantships did you complete?

	<b>Undergraduate</b> <i>n=23</i>	<b>Masters</b> <i>n=8</i>	<b>Doctoral/Professional</b> <i>n=6</i>
1	<b>78.3%</b> ( <i>n=18</i> )	<b>62.5%</b> ( <i>n=5</i> )	<b>66.7%</b> ( <i>n=4</i> )
2	<b>13.0%</b> ( <i>n=3</i> )	<b>37.5%</b> ( <i>n=3</i> )	<b>33.3%</b> ( <i>n=2</i> )
3	<b>0.0%</b> ( <i>n=0</i> )	<b>0.0%</b> ( <i>n=0</i> )	<b>0.0%</b> ( <i>n=0</i> )
4	<b>0.0%</b> ( <i>n=0</i> )	<b>0.0%</b> ( <i>n=0</i> )	<b>0.0%</b> ( <i>n=0</i> )
5	<b>0.0%</b> ( <i>n=0</i> )	<b>0.0%</b> ( <i>n=0</i> )	<b>0.0%</b> ( <i>n=0</i> )
More than 5	<b>0.0%</b> ( <i>n=0</i> )	<b>0.0%</b> ( <i>n=0</i> )	<b>0.0%</b> ( <i>n=0</i> )
Other	<b>8.7%</b> ( <i>n=2</i> )	<b>0.0%</b> ( <i>n=0</i> )	<b>0.0%</b> ( <i>n=0</i> )



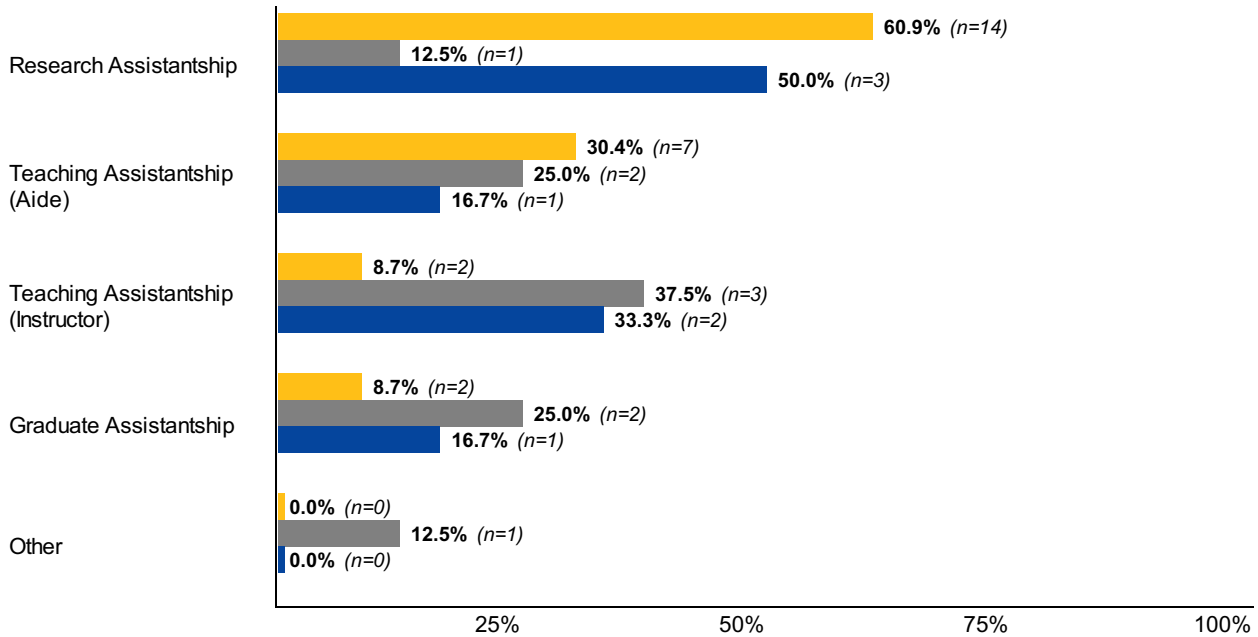
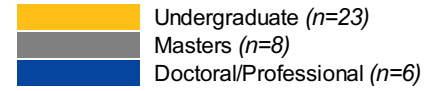
## Assistantships

**Experiential 73:** Please indicate if these experiences were full or part-time. (Select all that apply)

	<b>Undergraduate</b> <i>n=24</i>	<b>Masters</b> <i>n=8</i>	<b>Doctoral/Professional</b> <i>n=6</i>
Part-time	<b>83.3%</b> ( <i>n=20</i> )	<b>50.0%</b> ( <i>n=4</i> )	<b>83.3%</b> ( <i>n=5</i> )
Full-time	<b>16.7%</b> ( <i>n=4</i> )	<b>62.5%</b> ( <i>n=5</i> )	<b>16.7%</b> ( <i>n=1</i> )

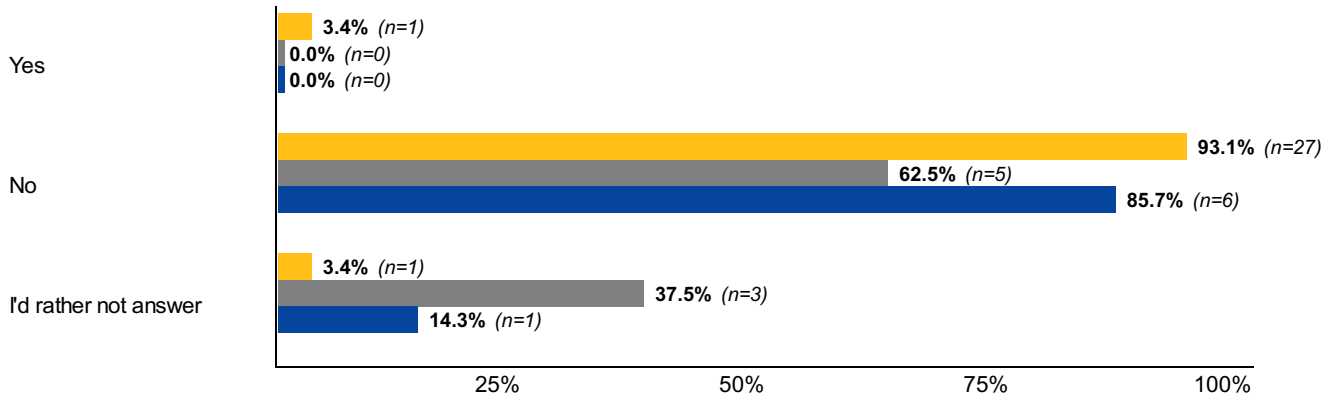
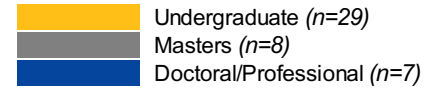
## Assistantships

**Experiential 74:** What types of assistantships did you complete? (Select all that apply)



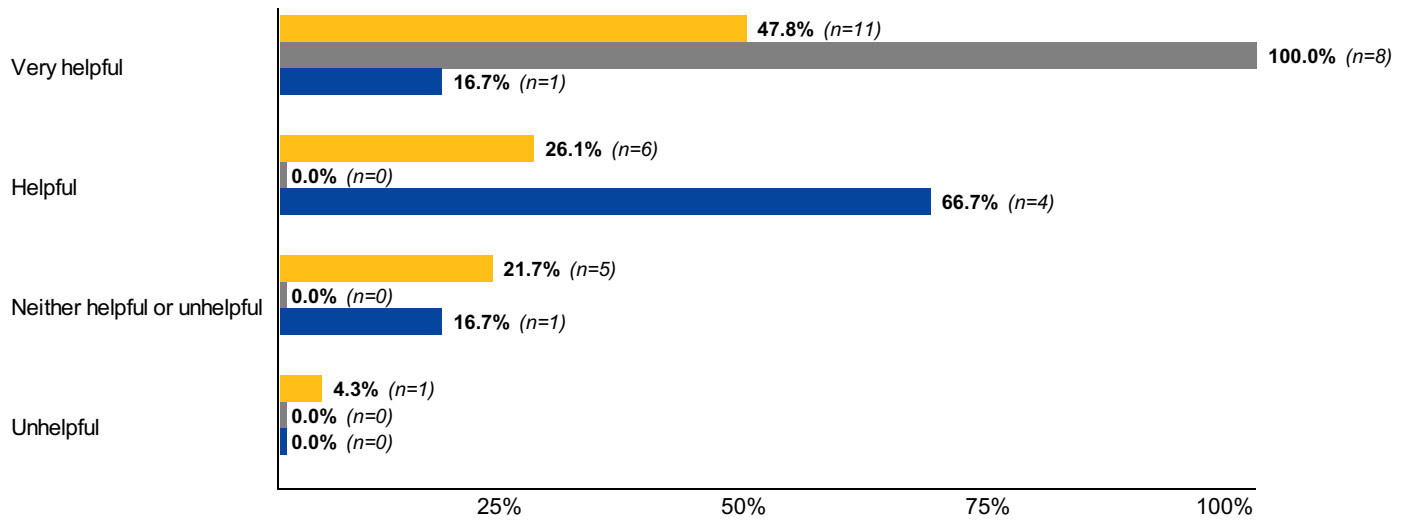
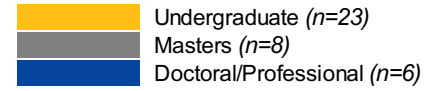
## Assistantships

**Experiential 75:** Were you offered full-time employment as result of any of your assistantships?



## Assistantships

**Experiential 76:** How helpful were your assistantship(s) in preparing you for the workplace/your career?



## Field Experience / Practicum

**Experiential 79:** How many field experiences or practicums did you complete?

	<b>Undergraduate</b> <i>n=82</i>	<b>Masters</b> <i>n=12</i>	<b>Doctoral/Professional</b> <i>n=20</i>
1	<b>40.2%</b> ( <i>n=33</i> )	<b>16.7%</b> ( <i>n=2</i> )	<b>10.0%</b> ( <i>n=2</i> )
2	<b>23.2%</b> ( <i>n=19</i> )	<b>0.0%</b> ( <i>n=0</i> )	<b>0.0%</b> ( <i>n=0</i> )
3	<b>14.6%</b> ( <i>n=12</i> )	<b>25.0%</b> ( <i>n=3</i> )	<b>10.0%</b> ( <i>n=2</i> )
4	<b>6.1%</b> ( <i>n=5</i> )	<b>33.3%</b> ( <i>n=4</i> )	<b>5.0%</b> ( <i>n=1</i> )
5	<b>4.9%</b> ( <i>n=4</i> )	<b>8.3%</b> ( <i>n=1</i> )	<b>5.0%</b> ( <i>n=1</i> )
More than 5	<b>9.8%</b> ( <i>n=8</i> )	<b>16.7%</b> ( <i>n=2</i> )	<b>65.0%</b> ( <i>n=13</i> )
Other	<b>1.2%</b> ( <i>n=1</i> )	<b>0.0%</b> ( <i>n=0</i> )	<b>5.0%</b> ( <i>n=1</i> )

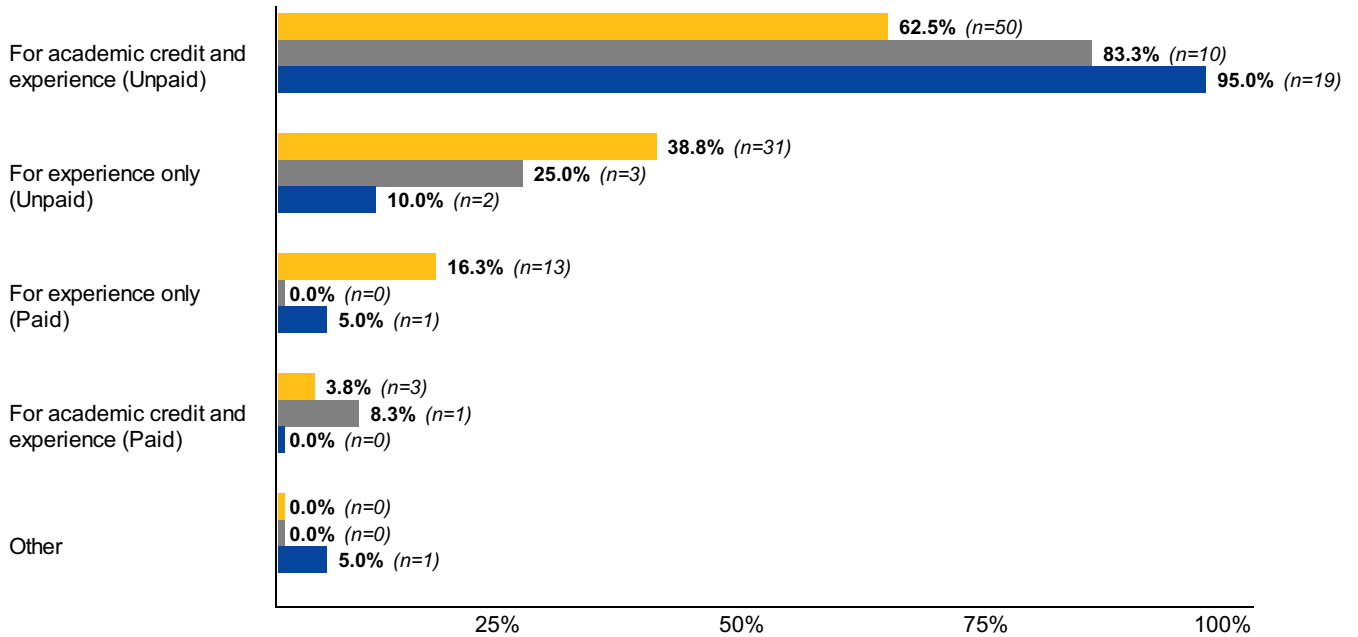
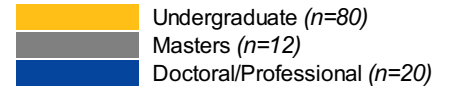
## Field Experience / Practicum

**Experiential 80:** Please indicate if these experiences were full or part-time. (Select all that apply)

	<b>Undergraduate</b> <i>n=81</i>	<b>Masters</b> <i>n=12</i>	<b>Doctoral/Professional</b> <i>n=20</i>
Part-time	<b>81.5%</b> ( <i>n=66</i> )	<b>41.7%</b> ( <i>n=5</i> )	<b>45.0%</b> ( <i>n=9</i> )
Full-time	<b>37.0%</b> ( <i>n=30</i> )	<b>58.3%</b> ( <i>n=7</i> )	<b>75.0%</b> ( <i>n=15</i> )

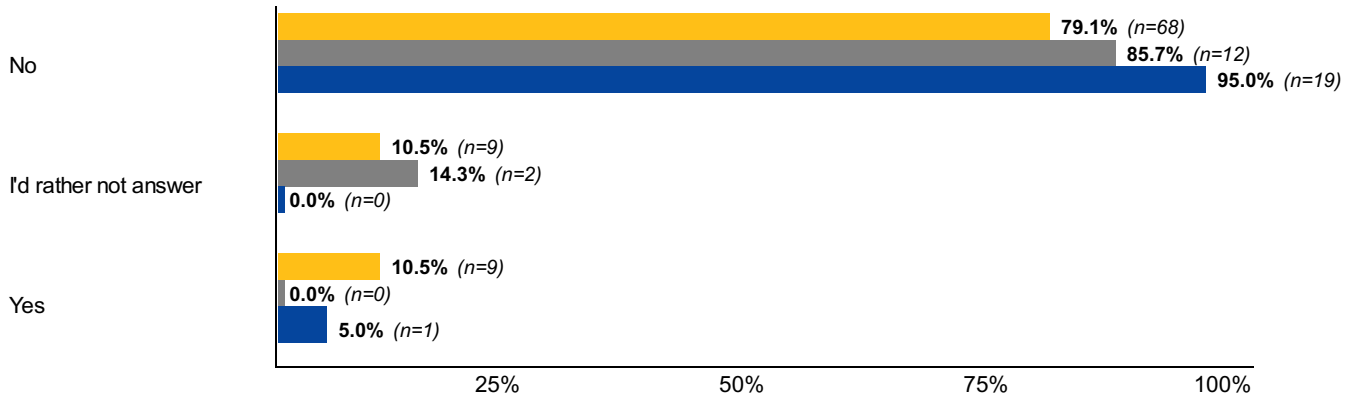
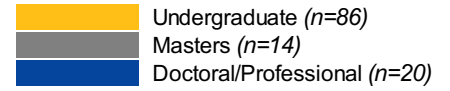
## Field Experience / Practicum

**Experiential 81:** What types of field experiences or practicums did you complete? (Select all that apply)



## Field Experience / Practicum

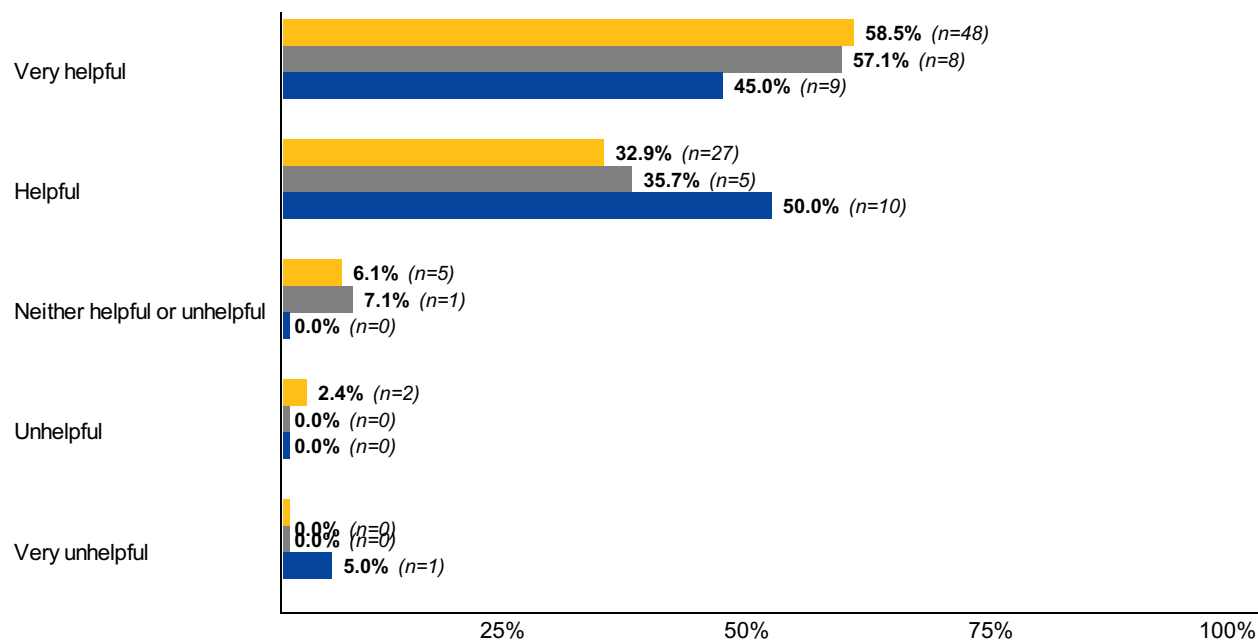
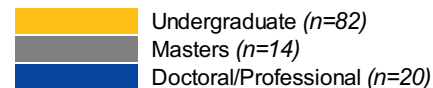
**Experiential 82:** Were you offered full-time employment as result of any of your field experiences or practicums?





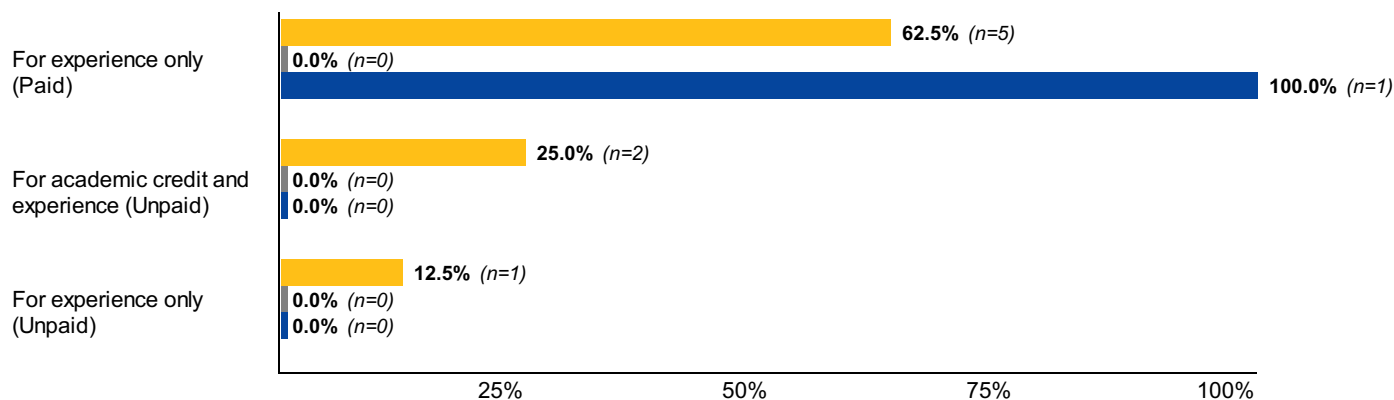
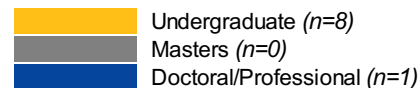
## Field Experience / Practicum

**Experiential 83:** How helpful were your field experiences or practicums in preparing you for the workplace/your career?



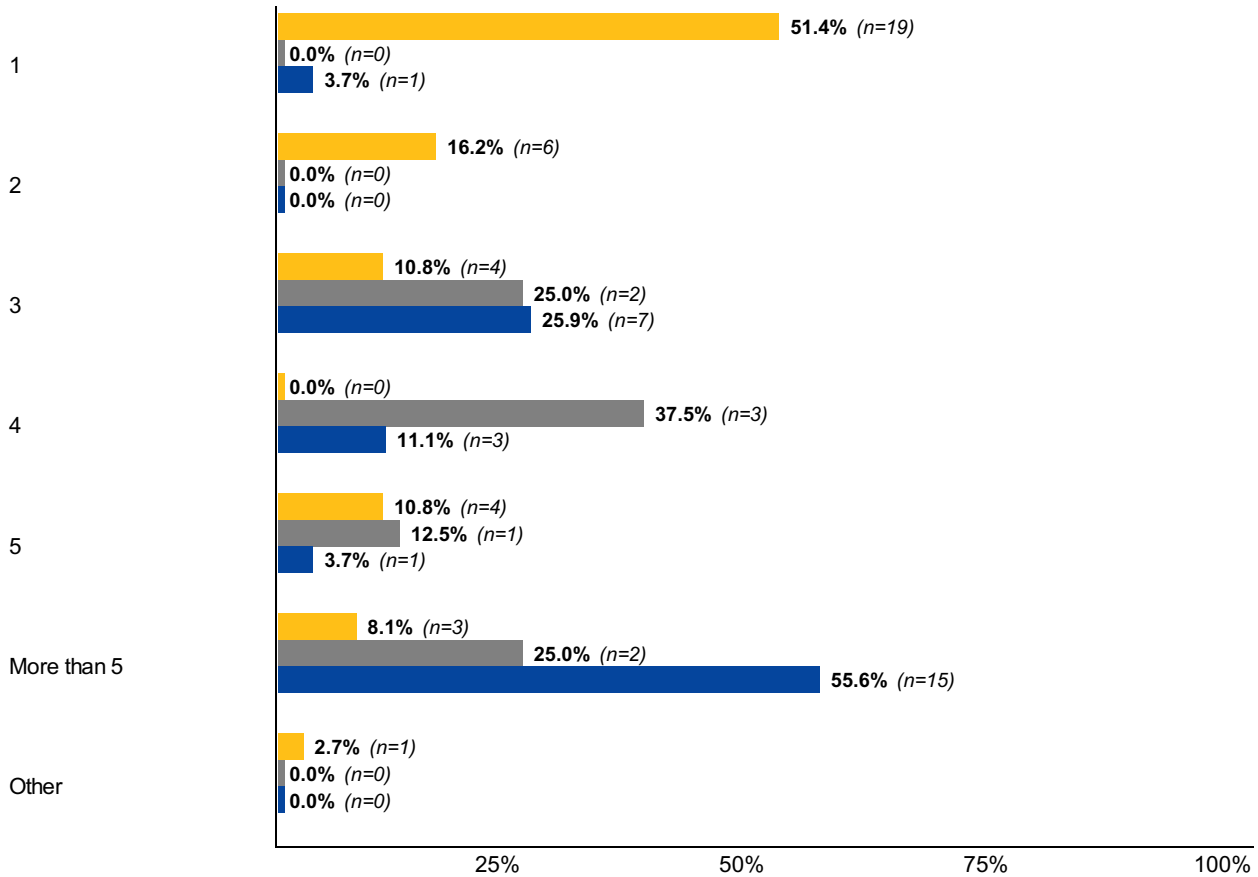
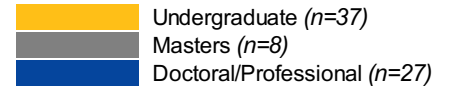
## Field Experience / Practicum

**Experiential 85:** What type of field experience or practicum was this?



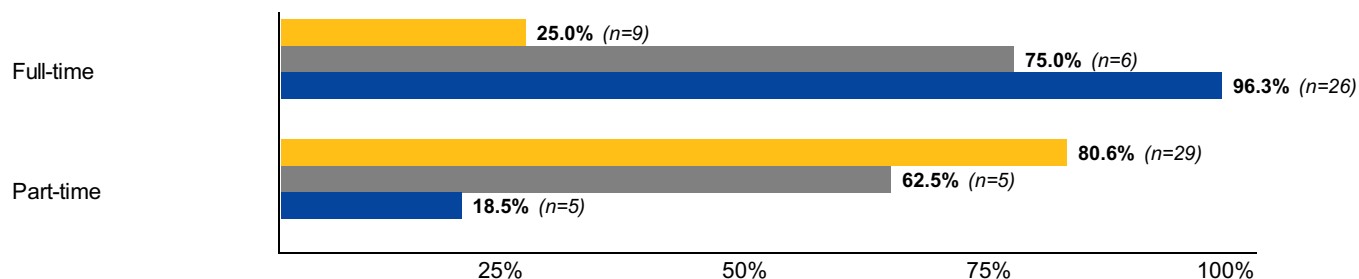
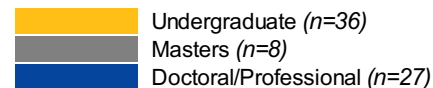
## Clinical Experience

**Experiential 86:** How many clinical experiences did you complete?



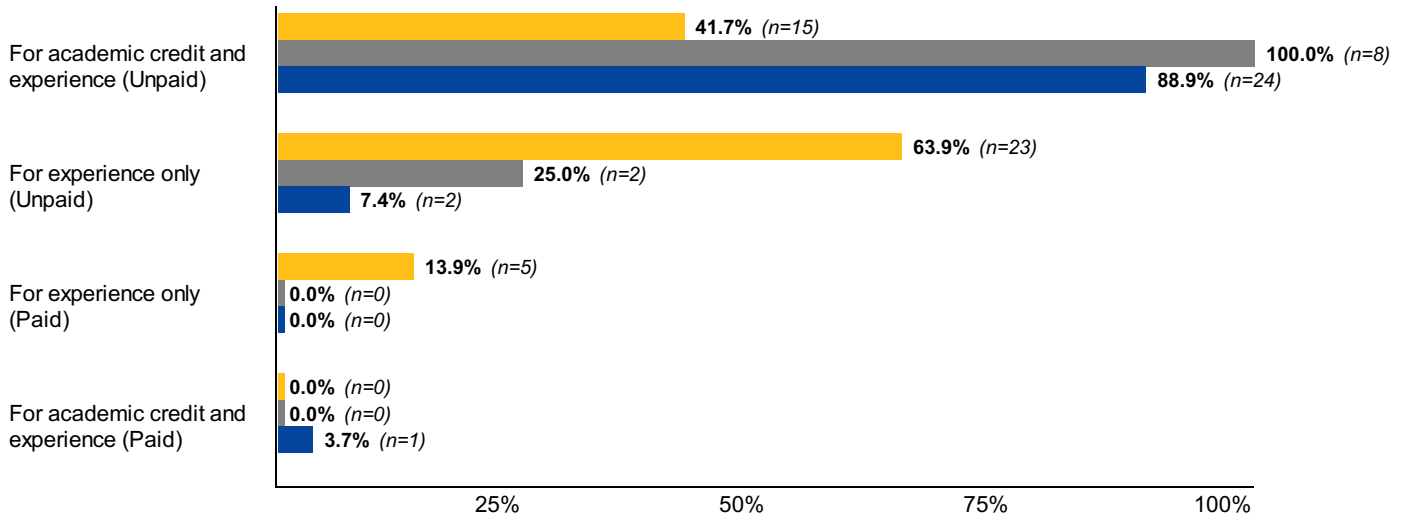
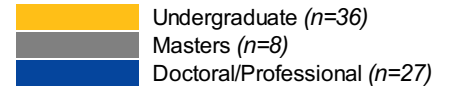
## Clinical Experience

**Experiential 87:** Please indicate if these experiences were full or part-time. (Select all that apply)



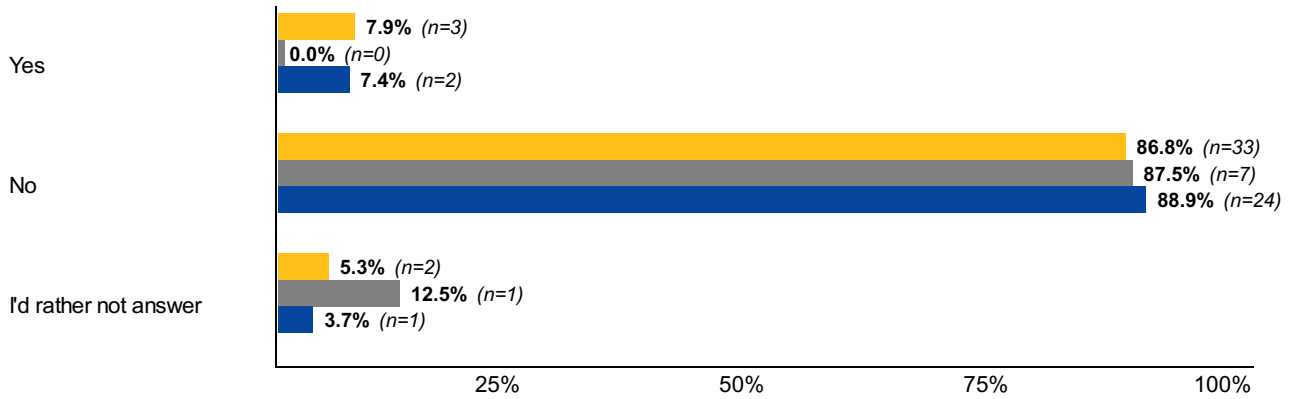
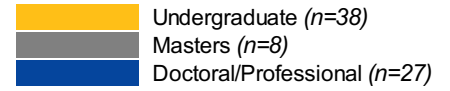
## Clinical Experience

**Experiential 88:** What types of clinical experiences did you complete? (Select all that apply)



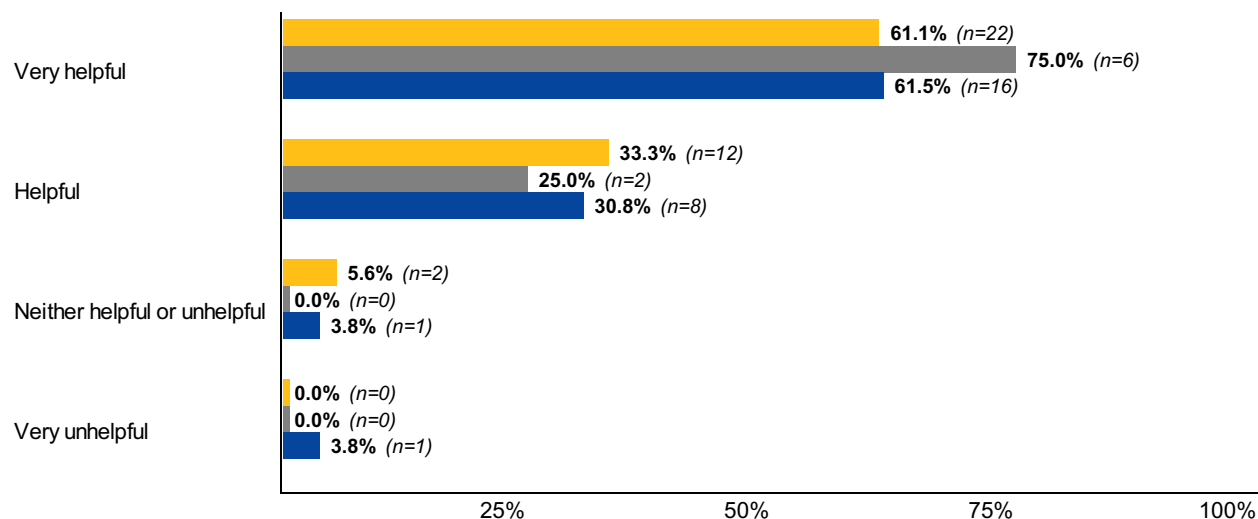
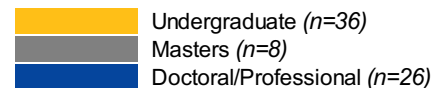
## Clinical Experience

**Experiential 89:** Were you offered full-time employment as result of any of your clinical experiences?



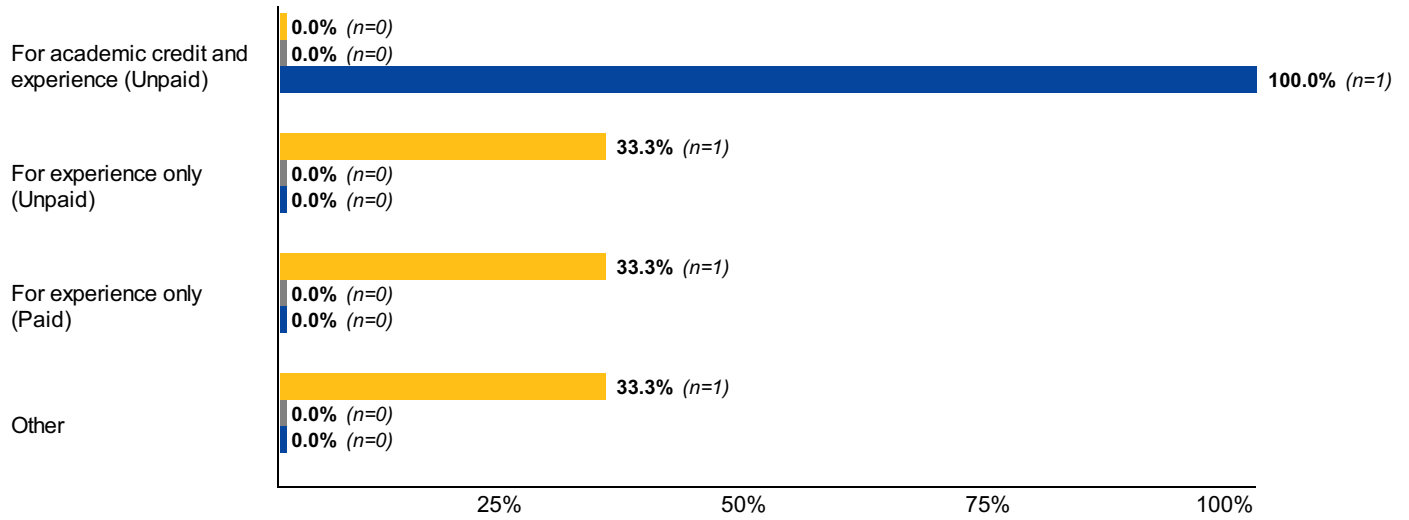
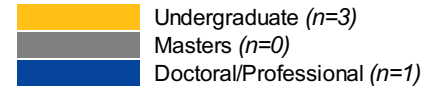
## Clinical Experience

**Experiential 90:** How helpful were your clinical experiences in preparing you for the workplace/your career?



## Clinical Experience

**Experiential 92:** What type of clinical experience was this?





## Student Teaching

**Experiential 94:** Please indicate if this experience was full or part-time. (Select all that apply)

	<b>Undergraduate</b> <i>n=17</i>	<b>Masters</b> <i>n=4</i>	<b>Doctoral/Professional</b> <i>n=5</i>
Full-time	<b>70.6%</b> ( <i>n=12</i> )	<b>25.0%</b> ( <i>n=1</i> )	<b>20.0%</b> ( <i>n=1</i> )
Part-time	<b>29.4%</b> ( <i>n=5</i> )	<b>75.0%</b> ( <i>n=3</i> )	<b>80.0%</b> ( <i>n=4</i> )

## Student Teaching: Grade Level

**Experiential 95:** Please indicate the grade you taught and whether the school was public or private.

	<b>Undergraduate</b> <i>n=19</i>	<b>Masters</b> <i>n=4</i>	<b>Doctoral/Professional</b> <i>n=4</i>
Pre-K	<b>0.0%</b> ( <i>n=0</i> )	<b>0.0%</b> ( <i>n=0</i> )	<b>0.0%</b> ( <i>n=0</i> )
Kindergarten	<b>5.3%</b> ( <i>n=1</i> )	<b>0.0%</b> ( <i>n=0</i> )	<b>0.0%</b> ( <i>n=0</i> )
1st	<b>5.3%</b> ( <i>n=1</i> )	<b>25.0%</b> ( <i>n=1</i> )	<b>0.0%</b> ( <i>n=0</i> )
2nd	<b>10.5%</b> ( <i>n=2</i> )	<b>0.0%</b> ( <i>n=0</i> )	<b>0.0%</b> ( <i>n=0</i> )
3rd	<b>0.0%</b> ( <i>n=0</i> )	<b>0.0%</b> ( <i>n=0</i> )	<b>0.0%</b> ( <i>n=0</i> )
4th	<b>5.3%</b> ( <i>n=1</i> )	<b>50.0%</b> ( <i>n=2</i> )	<b>0.0%</b> ( <i>n=0</i> )
5th	<b>0.0%</b> ( <i>n=0</i> )	<b>0.0%</b> ( <i>n=0</i> )	<b>0.0%</b> ( <i>n=0</i> )
6th	<b>5.3%</b> ( <i>n=1</i> )	<b>0.0%</b> ( <i>n=0</i> )	<b>0.0%</b> ( <i>n=0</i> )
7th	<b>0.0%</b> ( <i>n=0</i> )	<b>0.0%</b> ( <i>n=0</i> )	<b>0.0%</b> ( <i>n=0</i> )
8th	<b>10.5%</b> ( <i>n=2</i> )	<b>0.0%</b> ( <i>n=0</i> )	<b>0.0%</b> ( <i>n=0</i> )
9th	<b>10.5%</b> ( <i>n=2</i> )	<b>0.0%</b> ( <i>n=0</i> )	<b>0.0%</b> ( <i>n=0</i> )
10th	<b>0.0%</b> ( <i>n=0</i> )	<b>0.0%</b> ( <i>n=0</i> )	<b>0.0%</b> ( <i>n=0</i> )
11th	<b>0.0%</b> ( <i>n=0</i> )	<b>0.0%</b> ( <i>n=0</i> )	<b>0.0%</b> ( <i>n=0</i> )
12th	<b>0.0%</b> ( <i>n=0</i> )	<b>0.0%</b> ( <i>n=0</i> )	<b>0.0%</b> ( <i>n=0</i> )
Non-grade level	<b>0.0%</b> ( <i>n=0</i> )	<b>0.0%</b> ( <i>n=0</i> )	<b>25.0%</b> ( <i>n=1</i> )
More than one grade level (Multiple positions)	<b>21.1%</b> ( <i>n=4</i> )	<b>0.0%</b> ( <i>n=0</i> )	<b>25.0%</b> ( <i>n=1</i> )
Other	<b>26.3%</b> ( <i>n=5</i> )	<b>25.0%</b> ( <i>n=1</i> )	<b>50.0%</b> ( <i>n=2</i> )

## Student Teaching: Public/Private/Charter

**Experiential 95:** Please indicate the grade you taught and whether the school was public or private.

	<b>Undergraduate</b> <i>n=18</i>	<b>Masters</b> <i>n=4</i>	<b>Doctoral/Professional</b> <i>n=3</i>
Public	<b>77.8%</b> ( <i>n=14</i> )	<b>75.0%</b> ( <i>n=3</i> )	<b>33.3%</b> ( <i>n=1</i> )
Private	<b>11.1%</b> ( <i>n=2</i> )	<b>0.0%</b> ( <i>n=0</i> )	<b>66.7%</b> ( <i>n=2</i> )
Other	<b>11.1%</b> ( <i>n=2</i> )	<b>25.0%</b> ( <i>n=1</i> )	<b>0.0%</b> ( <i>n=0</i> )

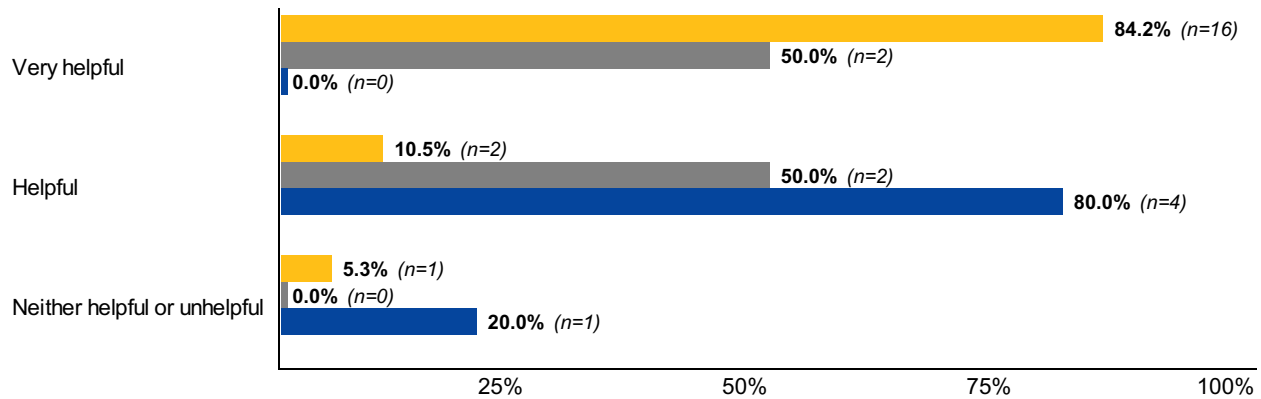
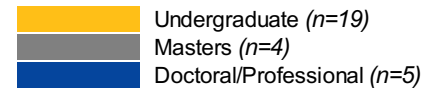
## Student Teaching

**Experiential 96:** Were you offered full-time employment as result of your student teaching experience?

	<b>Undergraduate</b> <i>n=20</i>	<b>Masters</b> <i>n=4</i>	<b>Doctoral/Professional</b> <i>n=5</i>
Yes	<b>5.0%</b> ( <i>n=1</i> )	<b>0.0%</b> ( <i>n=0</i> )	<b>0.0%</b> ( <i>n=0</i> )
No	<b>95.0%</b> ( <i>n=19</i> )	<b>100.0%</b> ( <i>n=4</i> )	<b>100.0%</b> ( <i>n=5</i> )

## Student Teaching

**Experiential 97:** How helpful was your student teaching experience in preparing you for the workplace/your career?



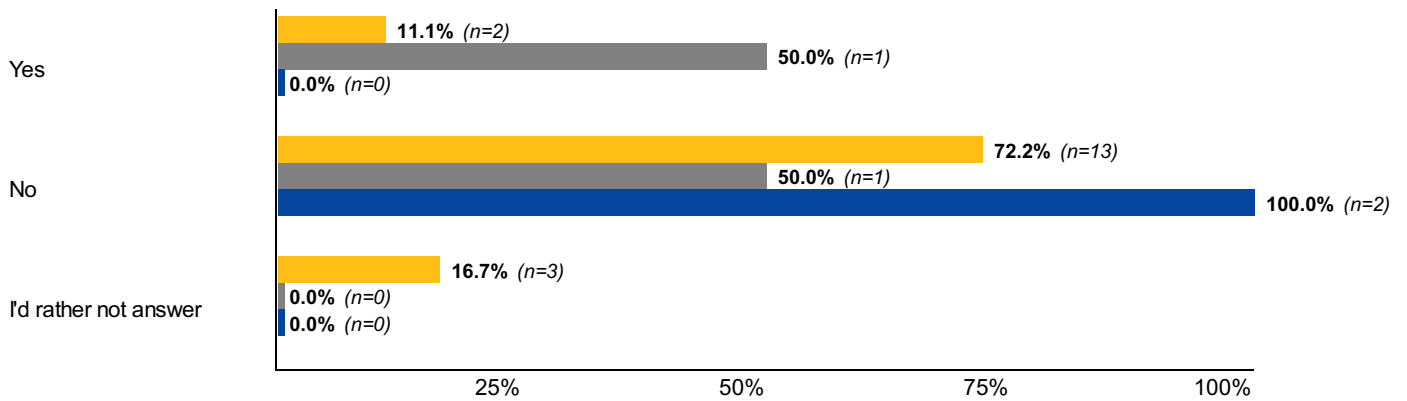
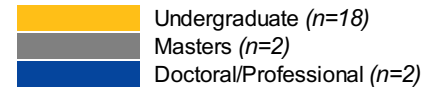
## Study Abroad/Away with internship or practicum component

**Experiential 99:** How many study abroad/away experiences with internship or practicum components did you complete?

	<b>Undergraduate</b> <i>n=18</i>	<b>Masters</b> <i>n=1</i>	<b>Doctoral/Professional</b> <i>n=2</i>
1	<b>100.0%</b> ( <i>n=18</i> )	<b>100.0%</b> ( <i>n=1</i> )	<b>50.0%</b> ( <i>n=1</i> )
2	<b>0.0%</b> ( <i>n=0</i> )	<b>0.0%</b> ( <i>n=0</i> )	<b>0.0%</b> ( <i>n=0</i> )
3	<b>0.0%</b> ( <i>n=0</i> )	<b>0.0%</b> ( <i>n=0</i> )	<b>0.0%</b> ( <i>n=0</i> )
4	<b>0.0%</b> ( <i>n=0</i> )	<b>0.0%</b> ( <i>n=0</i> )	<b>0.0%</b> ( <i>n=0</i> )
5	<b>0.0%</b> ( <i>n=0</i> )	<b>0.0%</b> ( <i>n=0</i> )	<b>0.0%</b> ( <i>n=0</i> )
More than 5	<b>0.0%</b> ( <i>n=0</i> )	<b>0.0%</b> ( <i>n=0</i> )	<b>0.0%</b> ( <i>n=0</i> )
Other	<b>0.0%</b> ( <i>n=0</i> )	<b>0.0%</b> ( <i>n=0</i> )	<b>50.0%</b> ( <i>n=1</i> )

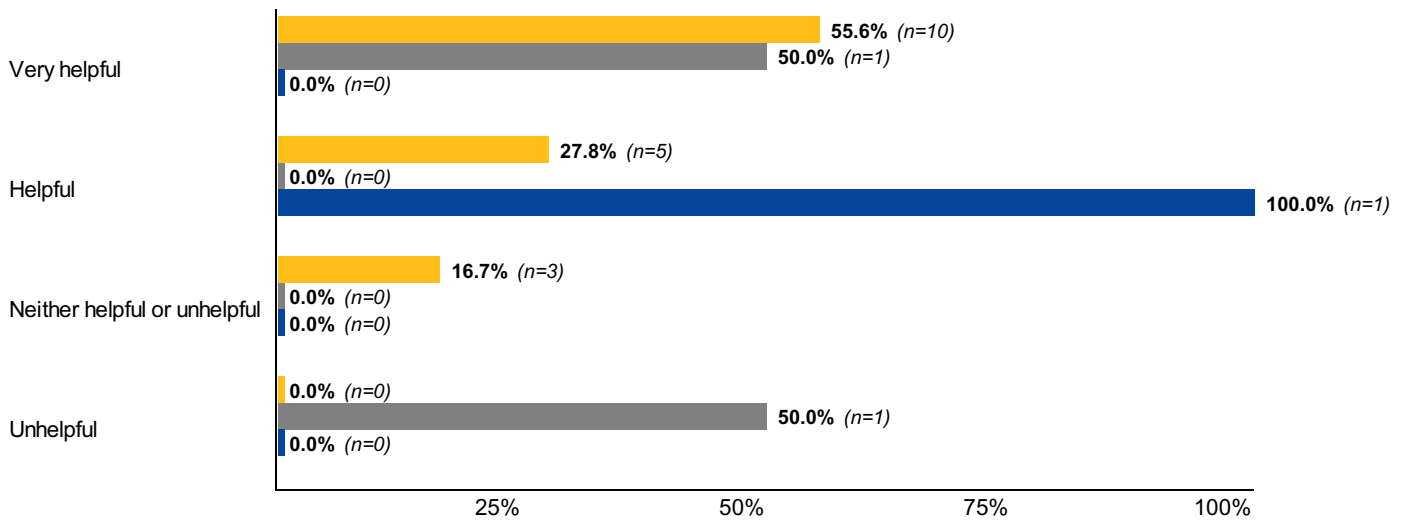
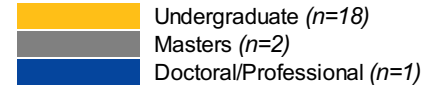
## Study Abroad/Away with internship or practicum component

**Experiential 101:** Were you offered full-time employment as result of any of your study abroad/away experiences with internship or practicum components?



## Study Abroad/Away with internship or practicum component

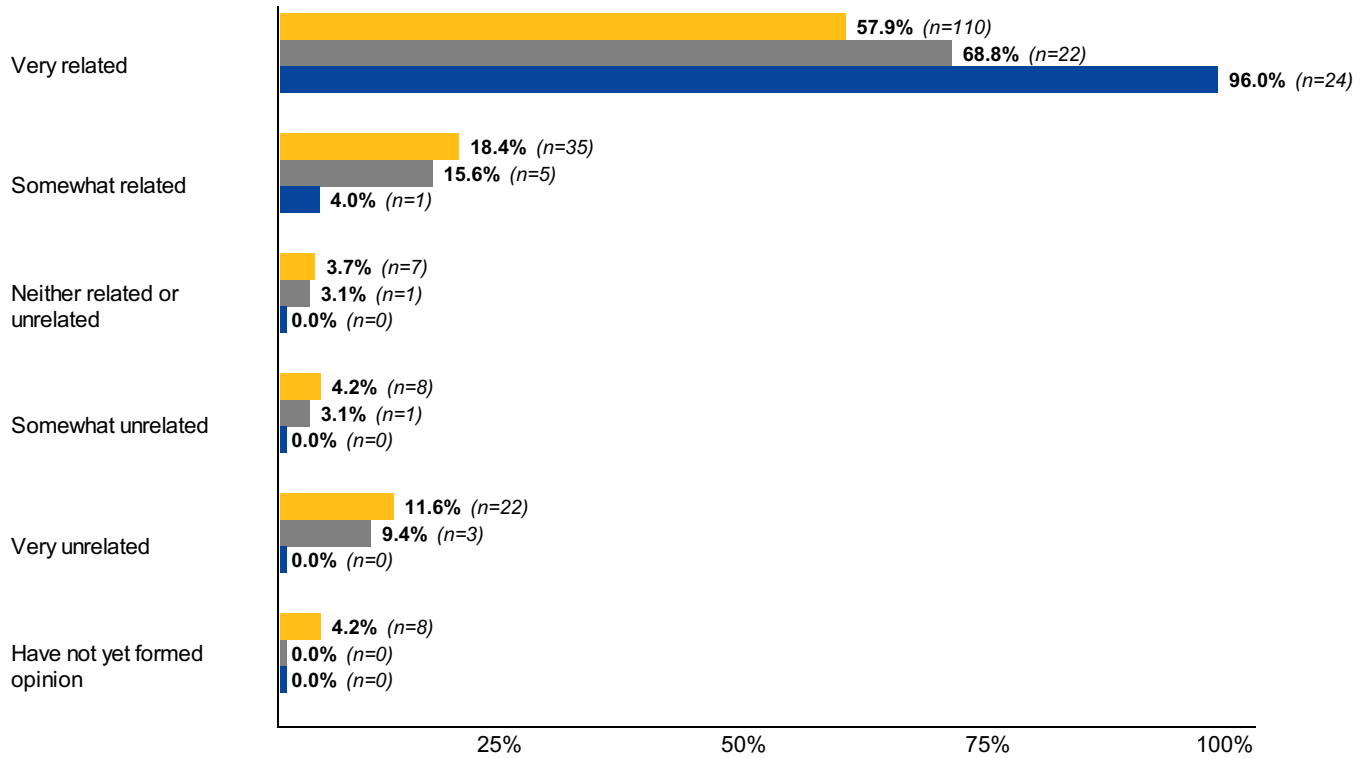
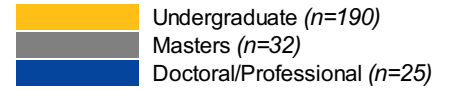
**Experiential 102:** How helpful were your study abroad/away experiences with internship or practicum components in preparing you for the workplace/your career?





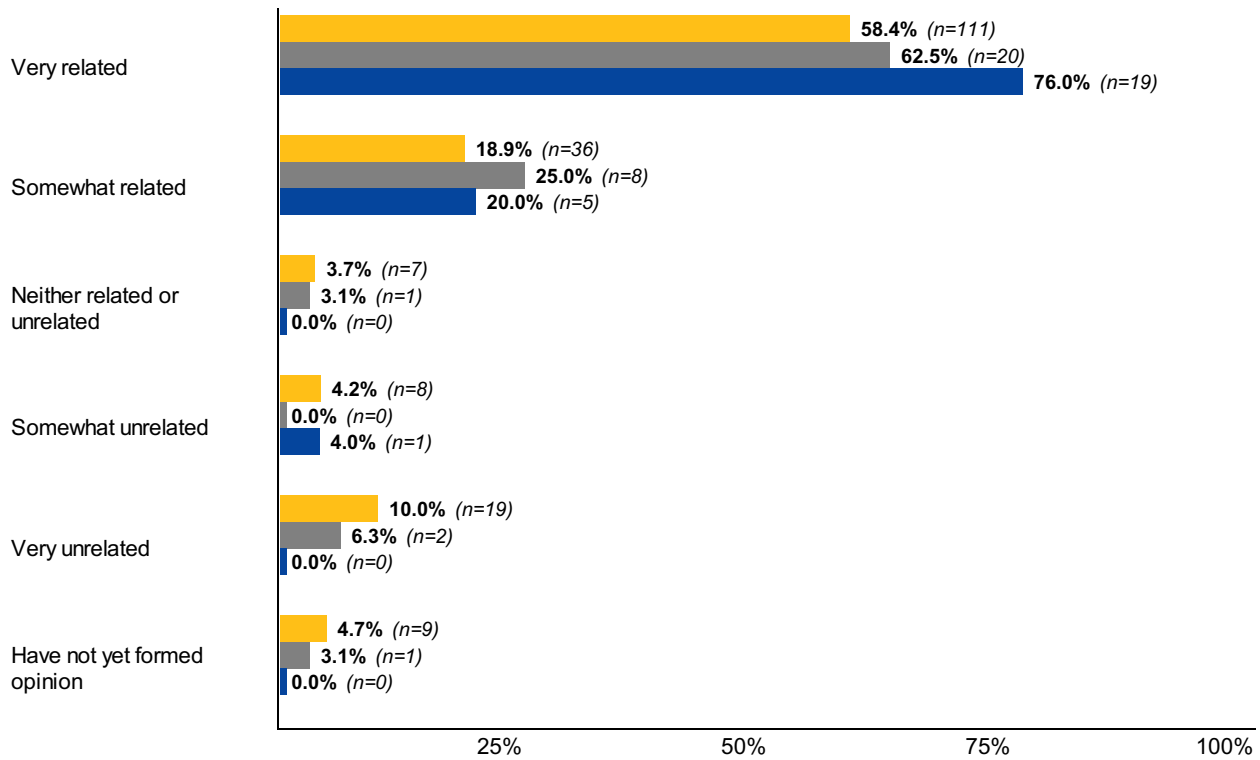
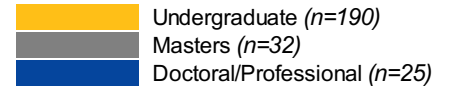
## Satisfaction

**Satisfaction 105:** How related is your primary post-graduation occupation to your program/area of study?



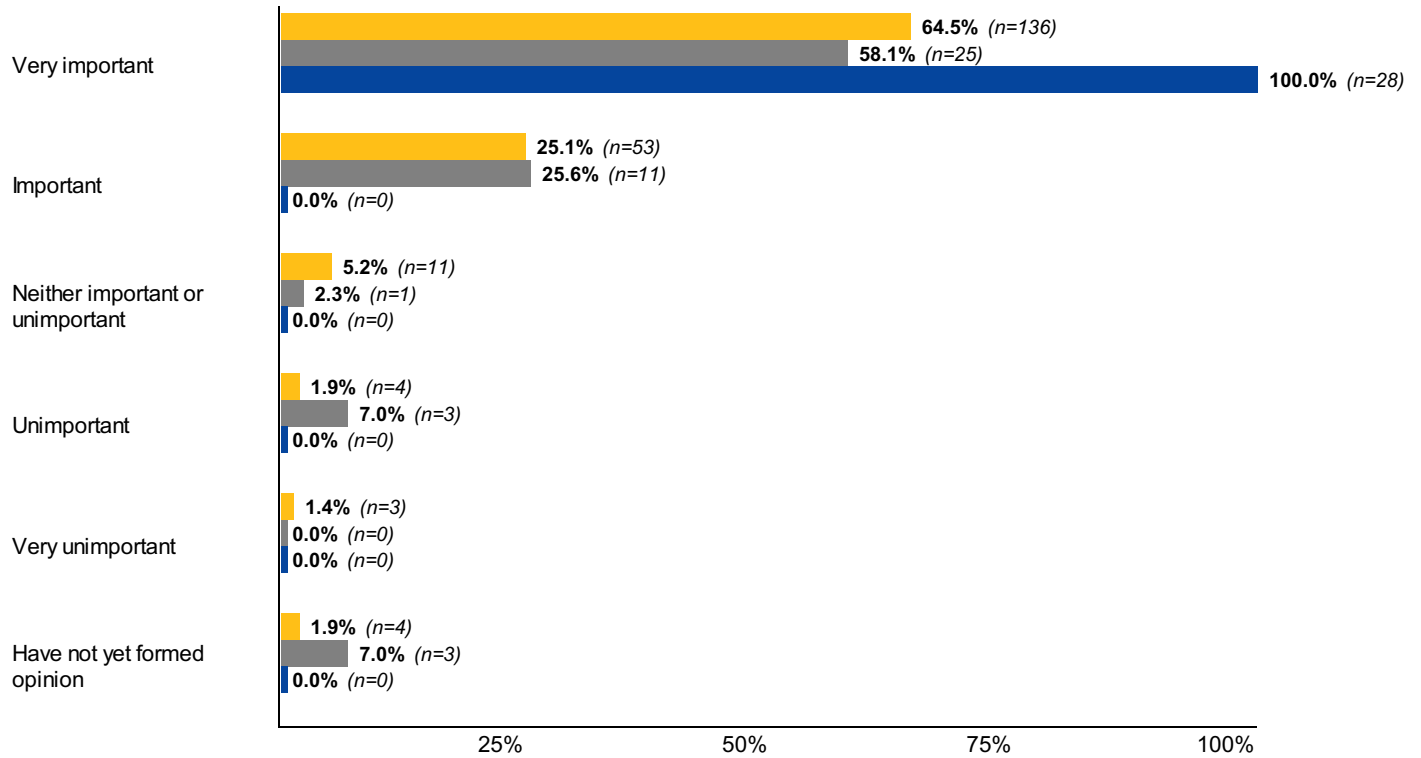
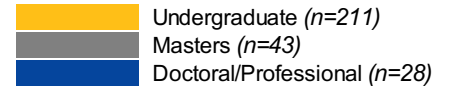
## Satisfaction

**Satisfaction 106:** How related is your primary post-graduation occupation to your career goals?



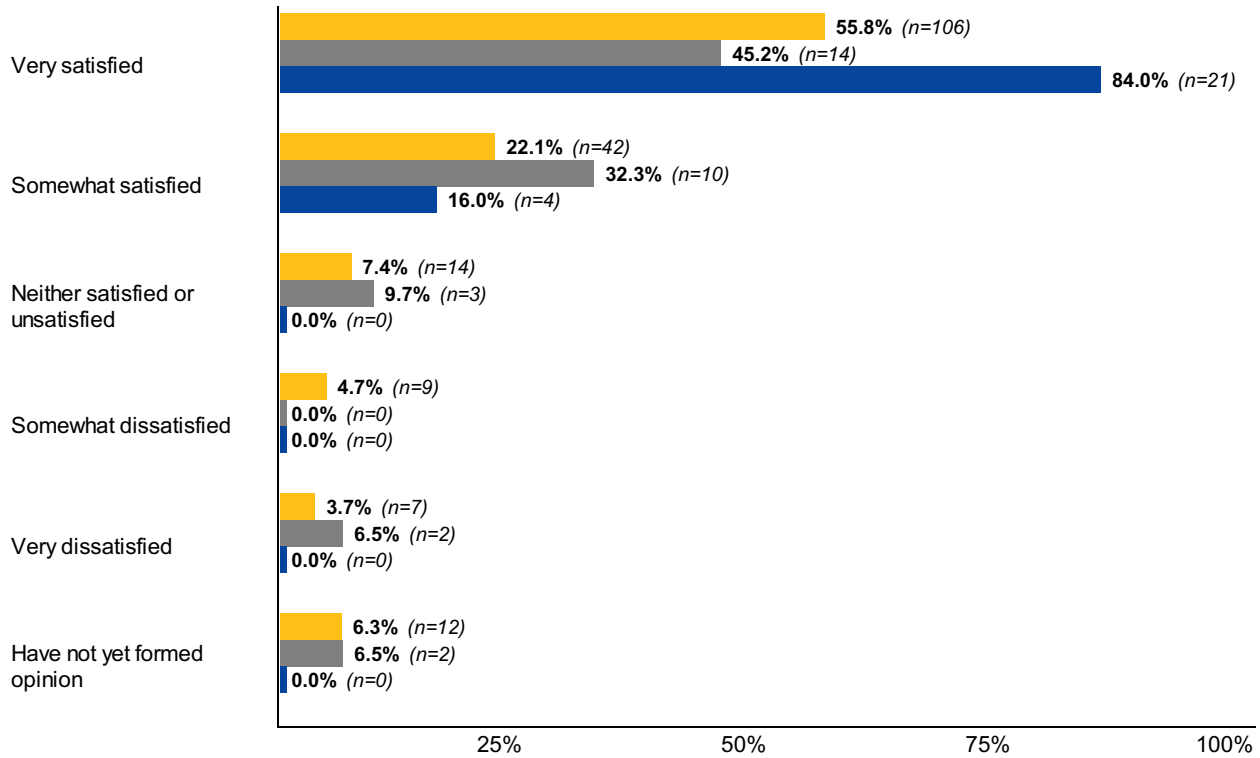
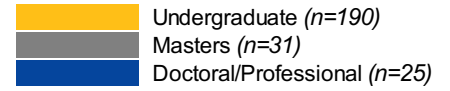
## Satisfaction

**Satisfaction 107:** How important to you is it that your primary post-graduation occupation or career is related to your program/area of study?



## Satisfaction

**Satisfaction 108:** How satisfied are you with your primary post-graduation occupation?



## Motivation

**Motivation 109:** Which of these best describes your situation before beginning the degree you recently completed? (Select all that apply)

	<b>Undergraduate</b> <i>n=209</i>	<b>Masters</b> <i>n=43</i>	<b>Doctoral/Professional</b> <i>n=28</i>
Recently completed high school or GED	<b>80.4%</b> ( <i>n=168</i> )	<b>2.3%</b> ( <i>n=1</i> )	<b>60.7%</b> ( <i>n=17</i> )
Working part-time	<b>34.4%</b> ( <i>n=72</i> )	<b>16.3%</b> ( <i>n=7</i> )	<b>14.3%</b> ( <i>n=4</i> )
Working full-time	<b>10.0%</b> ( <i>n=21</i> )	<b>55.8%</b> ( <i>n=24</i> )	<b>21.4%</b> ( <i>n=6</i> )
Recently completed post-secondary education	<b>6.7%</b> ( <i>n=14</i> )	<b>44.2%</b> ( <i>n=19</i> )	<b>17.9%</b> ( <i>n=5</i> )
Caring for children or other family	<b>4.3%</b> ( <i>n=9</i> )	<b>7.0%</b> ( <i>n=3</i> )	<b>0.0%</b> ( <i>n=0</i> )
Unemployed and seeking employment	<b>4.8%</b> ( <i>n=10</i> )	<b>2.3%</b> ( <i>n=1</i> )	<b>3.6%</b> ( <i>n=1</i> )
Other	<b>1.4%</b> ( <i>n=3</i> )	<b>4.7%</b> ( <i>n=2</i> )	<b>7.1%</b> ( <i>n=2</i> )
Self-employed	<b>1.9%</b> ( <i>n=4</i> )	<b>2.3%</b> ( <i>n=1</i> )	<b>3.6%</b> ( <i>n=1</i> )
Unemployed and not seeking employment	<b>2.4%</b> ( <i>n=5</i> )	<b>0.0%</b> ( <i>n=0</i> )	<b>0.0%</b> ( <i>n=0</i> )
Engaged in military service	<b>0.0%</b> ( <i>n=0</i> )	<b>2.3%</b> ( <i>n=1</i> )	<b>0.0%</b> ( <i>n=0</i> )

## Motivation

**Motivation 110:** What was your primary motivation when beginning the degree you recently completed?

	<b>Undergraduate</b> <i>n=209</i>	<b>Masters</b> <i>n=42</i>	<b>Doctoral/Professional</b> <i>n=28</i>
Employment opportunities	<b>41.1%</b> ( <i>n=86</i> )	<b>54.8%</b> ( <i>n=23</i> )	<b>35.7%</b> ( <i>n=10</i> )
Personal enrichment	<b>19.1%</b> ( <i>n=40</i> )	<b>21.4%</b> ( <i>n=9</i> )	<b>17.9%</b> ( <i>n=5</i> )
Job satisfaction	<b>17.7%</b> ( <i>n=37</i> )	<b>4.8%</b> ( <i>n=2</i> )	<b>14.3%</b> ( <i>n=4</i> )
Impact on society	<b>12.9%</b> ( <i>n=27</i> )	<b>4.8%</b> ( <i>n=2</i> )	<b>10.7%</b> ( <i>n=3</i> )
Income potential	<b>5.7%</b> ( <i>n=12</i> )	<b>9.5%</b> ( <i>n=4</i> )	<b>10.7%</b> ( <i>n=3</i> )
Other	<b>2.4%</b> ( <i>n=5</i> )	<b>2.4%</b> ( <i>n=1</i> )	<b>3.6%</b> ( <i>n=1</i> )
Professional prestige	<b>1.4%</b> ( <i>n=3</i> )	<b>4.8%</b> ( <i>n=2</i> )	<b>7.1%</b> ( <i>n=2</i> )

## Motivation

**Motivation 111:** What was your primary motivation when finishing the degree you recently completed?

	<b>Undergraduate</b> <i>n=208</i>	<b>Masters</b> <i>n=42</i>	<b>Doctoral/Professional</b> <i>n=28</i>
Employment opportunities	<b>38.0%</b> ( <i>n=79</i> )	<b>47.6%</b> ( <i>n=20</i> )	<b>21.4%</b> ( <i>n=6</i> )
Job satisfaction	<b>15.9%</b> ( <i>n=33</i> )	<b>23.8%</b> ( <i>n=10</i> )	<b>14.3%</b> ( <i>n=4</i> )
Personal enrichment	<b>17.8%</b> ( <i>n=37</i> )	<b>14.3%</b> ( <i>n=6</i> )	<b>14.3%</b> ( <i>n=4</i> )
Impact on society	<b>17.3%</b> ( <i>n=36</i> )	<b>4.8%</b> ( <i>n=2</i> )	<b>21.4%</b> ( <i>n=6</i> )
Income potential	<b>6.7%</b> ( <i>n=14</i> )	<b>9.5%</b> ( <i>n=4</i> )	<b>17.9%</b> ( <i>n=5</i> )
Professional prestige	<b>2.4%</b> ( <i>n=5</i> )	<b>0.0%</b> ( <i>n=0</i> )	<b>7.1%</b> ( <i>n=2</i> )
Other	<b>1.9%</b> ( <i>n=4</i> )	<b>0.0%</b> ( <i>n=0</i> )	<b>3.6%</b> ( <i>n=1</i> )

## Motivation

**Motivation 112:** How helpful was your degree in allowing you to affect each of the following outcomes? Please rate each option from "Very Unhelpful" to "Very Helpful."

	<b>Undergraduate</b> <i>n=208</i>	<b>Masters</b> <i>n=43</i>	<b>Doctoral/Professional</b> <i>n=24</i>
Employment opportunities = Very Helpful	<b>28.4%</b> ( <i>n=59</i> )	<b>14.0%</b> ( <i>n=6</i> )	<b>54.2%</b> ( <i>n=13</i> )
Employment opportunities = Helpful	<b>29.3%</b> ( <i>n=61</i> )	<b>32.6%</b> ( <i>n=14</i> )	<b>41.7%</b> ( <i>n=10</i> )
Employment opportunities = Neither Helpful nor Unhelpful	<b>11.5%</b> ( <i>n=24</i> )	<b>14.0%</b> ( <i>n=6</i> )	<b>0.0%</b> ( <i>n=0</i> )
Employment opportunities = Unhelpful	<b>3.8%</b> ( <i>n=8</i> )	<b>0.0%</b> ( <i>n=0</i> )	<b>0.0%</b> ( <i>n=0</i> )
Employment opportunities = Very Unhelpful	<b>5.8%</b> ( <i>n=12</i> )	<b>7.0%</b> ( <i>n=3</i> )	<b>0.0%</b> ( <i>n=0</i> )
Employment opportunities = Have not yet formed opinion	<b>21.2%</b> ( <i>n=44</i> )	<b>30.2%</b> ( <i>n=13</i> )	<b>4.2%</b> ( <i>n=1</i> )
Impact on society = Very Helpful	<b>19.2%</b> ( <i>n=40</i> )	<b>14.0%</b> ( <i>n=6</i> )	<b>45.8%</b> ( <i>n=11</i> )
Impact on society = Helpful	<b>38.0%</b> ( <i>n=79</i> )	<b>46.5%</b> ( <i>n=20</i> )	<b>50.0%</b> ( <i>n=12</i> )
Impact on society = Neither Helpful nor Unhelpful	<b>19.2%</b> ( <i>n=40</i> )	<b>14.0%</b> ( <i>n=6</i> )	<b>0.0%</b> ( <i>n=0</i> )
Impact on society = Unhelpful	<b>1.9%</b> ( <i>n=4</i> )	<b>0.0%</b> ( <i>n=0</i> )	<b>0.0%</b> ( <i>n=0</i> )
Impact on society = Very Unhelpful	<b>4.8%</b> ( <i>n=10</i> )	<b>4.7%</b> ( <i>n=2</i> )	<b>0.0%</b> ( <i>n=0</i> )
Impact on society = Have not yet formed opinion	<b>16.8%</b> ( <i>n=35</i> )	<b>20.9%</b> ( <i>n=9</i> )	<b>4.2%</b> ( <i>n=1</i> )
Income potential = Very Helpful	<b>20.7%</b> ( <i>n=43</i> )	<b>16.3%</b> ( <i>n=7</i> )	<b>54.2%</b> ( <i>n=13</i> )
Income potential = Helpful	<b>33.7%</b> ( <i>n=70</i> )	<b>32.6%</b> ( <i>n=14</i> )	<b>45.8%</b> ( <i>n=11</i> )
Income potential = Neither Helpful nor Unhelpful	<b>18.8%</b> ( <i>n=39</i> )	<b>14.0%</b> ( <i>n=6</i> )	<b>0.0%</b> ( <i>n=0</i> )
Income potential = Unhelpful	<b>7.2%</b> ( <i>n=15</i> )	<b>2.3%</b> ( <i>n=1</i> )	<b>0.0%</b> ( <i>n=0</i> )
Income potential = Very Unhelpful	<b>4.3%</b> ( <i>n=9</i> )	<b>9.3%</b> ( <i>n=4</i> )	<b>0.0%</b> ( <i>n=0</i> )
Income potential = Have not yet formed opinion	<b>15.4%</b> ( <i>n=32</i> )	<b>25.6%</b> ( <i>n=11</i> )	<b>0.0%</b> ( <i>n=0</i> )
Job satisfaction = Very Helpful	<b>31.3%</b> ( <i>n=65</i> )	<b>18.6%</b> ( <i>n=8</i> )	<b>33.3%</b> ( <i>n=8</i> )
Job satisfaction = Helpful	<b>30.8%</b> ( <i>n=64</i> )	<b>39.5%</b> ( <i>n=17</i> )	<b>58.3%</b> ( <i>n=14</i> )



Job satisfaction = Neither Helpful nor Unhelpful	<b>13.9%</b> (n=29)	<b>7.0%</b> (n=3)	<b>0.0%</b> (n=0)
Job satisfaction = Unhelpful	<b>2.4%</b> (n=5)	<b>0.0%</b> (n=0)	<b>0.0%</b> (n=0)
Job satisfaction = Very Unhelpful	<b>4.8%</b> (n=10)	<b>2.3%</b> (n=1)	<b>0.0%</b> (n=0)
Job satisfaction = Have not yet formed opinion	<b>16.3%</b> (n=34)	<b>32.6%</b> (n=14)	<b>8.3%</b> (n=2)
Personal enrichment = Very Helpful	<b>36.1%</b> (n=75)	<b>34.9%</b> (n=15)	<b>41.7%</b> (n=10)
Personal enrichment = Helpful	<b>37.0%</b> (n=77)	<b>51.2%</b> (n=22)	<b>54.2%</b> (n=13)
Personal enrichment = Neither Helpful nor Unhelpful	<b>8.7%</b> (n=18)	<b>4.7%</b> (n=2)	<b>0.0%</b> (n=0)
Personal enrichment = Unhelpful	<b>2.9%</b> (n=6)	<b>0.0%</b> (n=0)	<b>0.0%</b> (n=0)
Personal enrichment = Very Unhelpful	<b>2.4%</b> (n=5)	<b>2.3%</b> (n=1)	<b>0.0%</b> (n=0)
Personal enrichment = Have not yet formed opinion	<b>11.5%</b> (n=24)	<b>4.7%</b> (n=2)	<b>4.2%</b> (n=1)
Professional prestige = Very Helpful	<b>28.4%</b> (n=59)	<b>23.3%</b> (n=10)	<b>50.0%</b> (n=12)
Professional prestige = Helpful	<b>32.2%</b> (n=67)	<b>46.5%</b> (n=20)	<b>45.8%</b> (n=11)
Professional prestige = Neither Helpful nor Unhelpful	<b>13.9%</b> (n=29)	<b>14.0%</b> (n=6)	<b>0.0%</b> (n=0)
Professional prestige = Unhelpful	<b>3.8%</b> (n=8)	<b>0.0%</b> (n=0)	<b>0.0%</b> (n=0)
Professional prestige = Very Unhelpful	<b>3.8%</b> (n=8)	<b>2.3%</b> (n=1)	<b>0.0%</b> (n=0)
Professional prestige = Have not yet formed opinion	<b>16.8%</b> (n=35)	<b>11.6%</b> (n=5)	<b>4.2%</b> (n=1)