



University of Findlay

College of Pharmacy

Pharm.D. Program Quality Indicators

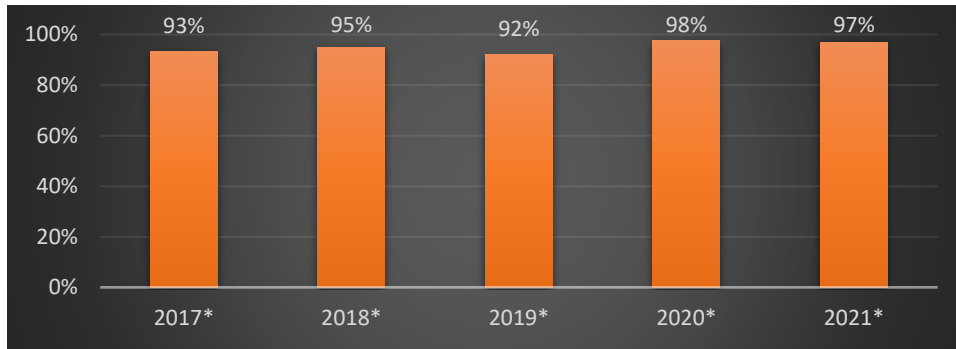
Accreditation Status



The Accreditation Council for Pharmacy Education (ACPE) has fully accredited the University of Findlay's Doctor of Pharmacy program. Policies and procedures for the accreditation process are found on the [ACPE website](#). The College of Pharmacy is also fully accredited as a part of The University of Findlay through [the Higher Learning Commission \(HLC\)](#).



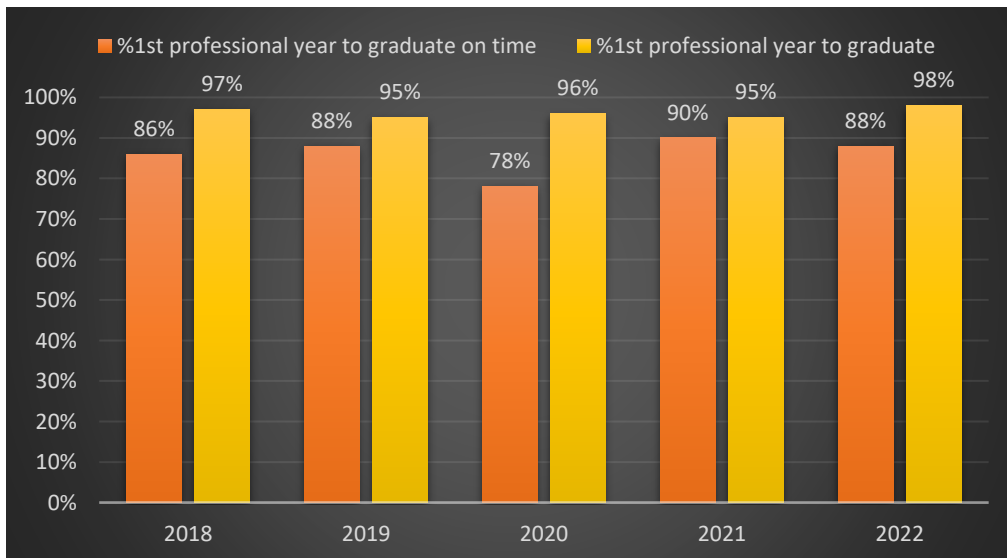
Employment (% of class)



2017*: four graduates lost to follow-up 2018*: three graduates lost to follow-up
 2019*: four graduates lost to follow-up 2020*: one graduate lost to follow-up
 2021*: two graduates lost to follow-up (100% employment other than 2 lost)

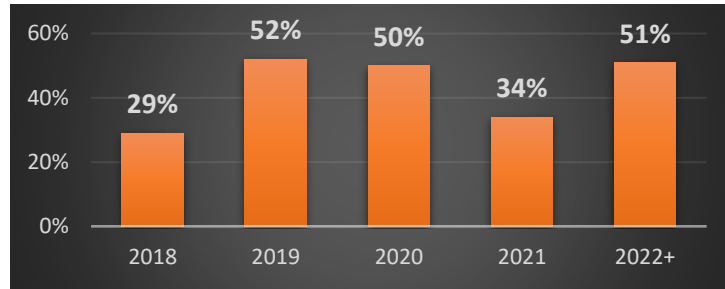
On-Time Graduation Rate

(Percent of students entering professional program graduating in four years and overall)



Residencies

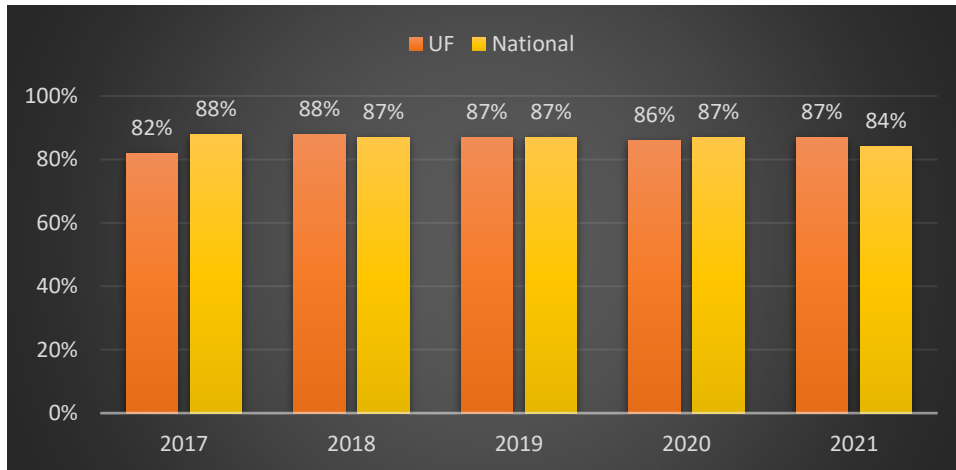
% of Graduating Students Entering PGY-1* Residencies



*Post Graduate Year 1

+2022 Highest Residency Placement in USA

NAPLEX Pass Rates: First Attempt



MPJE Pass Rates: First Attempts in Ohio

