



University of Findlay

Residence Halls

Dimensions, Furniture,
Measurements, and Building Notes

Bed Frame

- Beds are stackable
- Twin XL bed
- Length - 84"
- Width - 41"
- Height - 29"
- Bottom of bed to floor - 14"



Bookshelf & Dresser

- Width - 34"
- Depth - 12"
- Height - 29"
- Shelves - 32" x 12" x 13"

- Width - 36"
- Depth - 24"
- Height - 29"
- Top drawer - 32" x 19" x 4"
- Middle & bottom drawer - 32" x 19" x 7.5"



Desk Topper, Desk & Chair

- Width - 34"
- Depth - 12"
- Height - 29"
- Top shelf - 34" x 8"


- Width - 36"
- Depth - 24"
- Height - 29"
- Drawer - 34" x 13" x 3"

- Width - 19"
- Depth - 19"
- Height - 32"




Furniture Stacking


- With dozens of possible room configurations, you can set up and rearrange your space just the way you want it. For exact furniture dimensions, see the PDF on the Residence Life page on the University of Findlay website at <https://www.findlay.edu/offices/student-affairs/housing-residence-life>.

 Two beds bunked with pins to make a ladder




 Desk topper pinned into desk




 Desk topper pinned into desk




 One bed lofted and pinned into dresser and desk



 Do NOT stack furniture without appropriate provided pins



 NO triple stacking



Furniture Stacking

Stacking Instructions:

- Steel pins must be inserted in the holes of the furniture before stacking
- Long pins should be used when stacking beds. Short pins should be used for other arrangements.
- Pins come from a member of Residence Life Staff.
- No tools are needed. Beds can be positioned at two heights.
- The University provides each student with one bed, desk, desk topper, desk chair, bookshelf, and closet or wardrobe.
- Stack beds to make a ladder.
- All provided items must stay in each housing unit.

Safety Precautions:

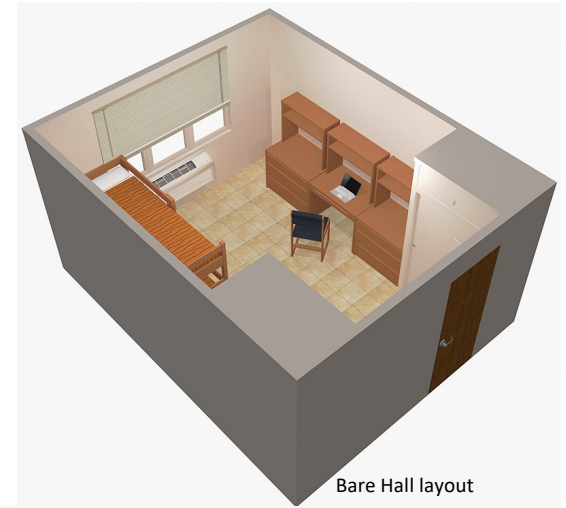
- Always use two people to lift and stack furniture.
- Always use pins to secure furniture when stacking.
- Loose connectors? Contact a Residence Life Staff immediately.
- Beds stacked on top of each other must be on the ground, no other furniture may be stacked on top of or below them.



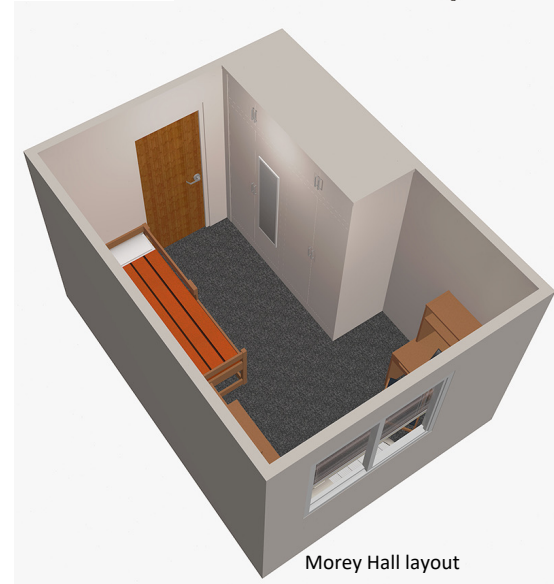
Room Dimensions

Bare	14' 11" x 12'
Deming	14' 11" x 13' 11"
Fox	15' x 12'
Lovett	15' 6" x 13' 11"
Morey	13' 7" x 9' 8"
Myers	13' 7" x 9' 8"
UF Haven & UF Village	Dimensions vary

*This information is provided to assist in planning. Actual room dimensions may vary.



Bare Hall layout




Morey Hall layout

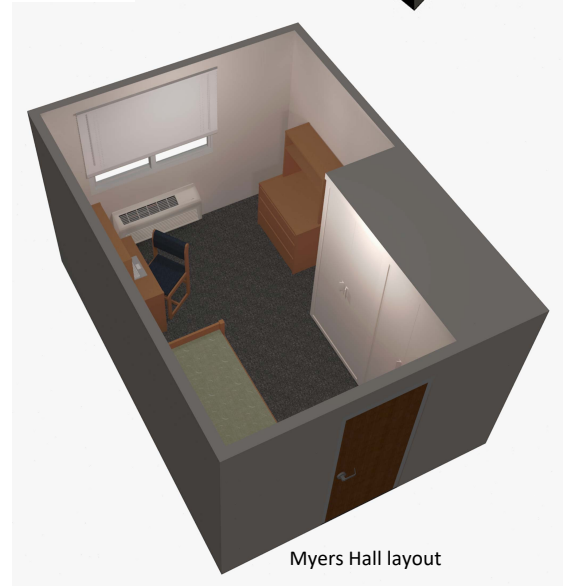
Window Dimensions

Bare	84"W x 58"H
Deming	84"W x 58"H
Fox	84"W x 58"H
Lovett Rooms: 200-211; 250-261; 300-311; 350-361	140"W x 60"H
Lovett Rooms: 162-170; 262-270; 362-370	84"W x 58"H
Morey	64"W x 50"H
Myers	64"W x 52"H
UF Haven & UF Village	Dimensions vary.

*This information is provided to assist in planning. Actual window dimensions may vary.



Fox Hall layout



Myers Hall layout

Closet Dimensions

- Bare Hall
- Deming Hall
- Fox Hall
- Lovett Hall, only rooms 162-170; 262-270; 362-370
- Cabinet above - 42" x 20" x 12"
- Top shelf - 42" x 20" x 14.5"
- Clothes rack - 42" x 20" x 62.5"



Lovett Hall Closets

- Rooms - 200-211; 250-261; 300-311; 350-361
- Width : 47"
- Depth: 22"
- Height: 90"
- Top shelf - 47" x 28.5" x 22"
- Clothes rack - 27" x 61.5" x 22"
- Shelf on the right - 14" x 22" x 21"
- Top drawer - 14" x 21" x 4"
- Second & third drawers - 14" x 21" x 6"
- Bottom three drawers - 14" x 21" x 8"



Morey Hall Closets

- Double closet layout
- Cabinet above - 42" x 29" x 13"
- Top shelf - 40" x 29" x 16"
- Clothes rack - 40" x 29" x 64"

*Photo represent most rooms, a few rooms have free standing wardrobes instead of closets.



Myers Hall Closets

- Double closet layout
- Top shelf - 37" x 27" x 16" →
- Clothes rack - 37" x 27" x 70" ↗

*Photo represent most rooms, a few rooms have free standing wardrobes instead of closets.



Building Notes

- **Deming, Lovett, Fox, and Bare Hall** are all double rooms.
- **Morey** and **Myers Hall** are all single rooms.
- **Fox, Bare, Morey, Haven,** and the **Village** are co-ed by floor.
- **Deming, Lovett,** and **Myers Hall** are all female buildings.
- **Deming** and the **Village** have individual study rooms available to residents.
- All Resident Halls have their own laundry rooms.



Building Notes

- **Village** – Mostly double rooms, a few single rooms, and one quad room.
- Village 1267 is a quad room, with 4 beds. Residents are billed the double room rate.
- Most rooms have an attached half bath, the following rooms do not – 1227, 1232, 1267, and 1327.
- Village Suites that are connected by a half bath:
 - 1203/1205
 - 1207/1208
 - 1225/1226
 - 1303/1305
 - 1307/1309
 - 1326/1325

