

University of Findlay - Class of Spring 2016

Respondents: 465 displayed, 465 total Status: Open  
 Launched Date: 03/23/2016 Closed Date: N/A

1. Which of the following options represent your post-graduation situation at this time? (Select all that apply)

	Response Total	Response Percent	Points	Avg
Working full-time (employed/self-employed/entrepreneur/fellowship/internship)	227	51%	n/a	n/a
Working part-time (employed/self-employed/entrepreneur/fellowship/internship)	68	15%	n/a	n/a
Enrolling in additional education (accepted to program)	92	21%	n/a	n/a
Seeking additional education (not yet accepted)	38	9%	n/a	n/a
Engaged in military service	1	0%	n/a	n/a
Engaged in volunteer service	14	3%	n/a	n/a
Unemployed and seeking employment	77	17%	n/a	n/a
Unemployed and not seeking employment	4	1%	n/a	n/a
I'd rather not answer	8	2%	n/a	n/a
Total Respondents		441		
(skipped this question)		24		

2. Which of the options above would you identify as your primary status post-graduation?

	Response Total	Response Percent	Points	Avg
Working full-time (employed/self-employed/entrepreneurship/fellowships/internships)	218	49%	n/a	n/a
Working part-time (employed/self-employed/entrepreneurship/fellowships/internships)	33	7%	n/a	n/a
Enrolling in additional education (accepted to program)	85	19%	n/a	n/a
Seeking additional education (not yet accepted)	17	4%	n/a	n/a
Engaged in military service	1	0%	n/a	n/a
Engaged in volunteer service	2	0%	n/a	n/a
Unemployed and seeking employment	74	17%	n/a	n/a
Unemployed and not seeking employment	3	1%	n/a	n/a
I'd rather not answer	8	2%	n/a	n/a
Total Respondents		441	100%	
(skipped this question)		24		

3. When did you begin to pursue your primary post-graduation occupation?

	Response Total	Response Percent	Points	Avg
6 or more months prior to graduation	145	33%	n/a	n/a
3-5 months prior to graduation	77	17%	n/a	n/a
1-2 months prior to graduation	44	10%	n/a	n/a
At or near graduation	28	6%	n/a	n/a
After graduation	51	12%	n/a	n/a
I have kept the occupation I held prior to graduation or have been promoted	47	11%	n/a	n/a
I have not yet sought a post-graduation occupation	33	7%	n/a	n/a
I have not yet sought and do not intend to seek a post-graduation occupation	5	1%	n/a	n/a
I'd rather not answer	11	2%	n/a	n/a
Total Respondents		441	100%	

(skipped this question) 24

4. What is your work status?

	Response Total	Response Percent	Points	Avg
Permanent work authorization	7	15%	n/a	n/a
Non-permanent work authorization	23	50%	n/a	n/a
No work authorization	5	11%	n/a	n/a
Don't know	7	15%	n/a	n/a
I'd rather not answer	4	9%	n/a	n/a
Total Respondents		46	100%	
(skipped this question)		419		

5. Please enter your expected total annual income, and if applicable, guaranteed bonus(es) below.

	Response Total	
<a href="#">view</a>	368	
Total Respondents		187
(skipped this question)		278

6. Which of the following best describes your occupation?

	Response Total	Response Percent	Points	Avg
Employed by an organization	172	65%	n/a	n/a
Engaged in an entrepreneurial/start-up effort as an owner	4	2%	n/a	n/a
Employed freelance	4	2%	n/a	n/a
Self-employed (other than above)	7	3%	n/a	n/a
Employed in a temporary/contract work assignment	13	5%	n/a	n/a
Employed in a postgraduate internship	17	6%	n/a	n/a
Employed in a fellowship, post-doctoral residency, or other postdoctoral appointment	7	3%	n/a	n/a
Employed in a faculty position at an institution of higher learning	4	2%	n/a	n/a
Employed in any other work category	28	11%	n/a	n/a
I'd rather not answer	9	3%	n/a	n/a
Total Respondents		265	100%	
(skipped this question)		200		

7. Are you still seeking additional or alternative employment?

	Response Total	Response Percent	Points	Avg
Yes (Additional)	56	21%	n/a	n/a
Yes (Alternative)	49	19%	n/a	n/a
No	158	60%	n/a	n/a
Total Respondents		263	100%	
(skipped this question)		202		

8. Do you/will you hold more than one paid position?

	Response Total	Response Percent	Points	Avg
Yes	73	28%	n/a	n/a
No	185	70%	n/a	n/a










I'd rather not answer	7	3%	n/a	n/a
Total Respondents		265	100%	
(skipped this question)		200		
9. Is your reported faculty employment a tenure track position?				
		Response Total	Response Percent	Points Avg
Yes		0	0%	n/a n/a
No		4	100%	n/a n/a
Total Respondents		4	100%	
(skipped this question)		461		
10. Please enter the following information about your occupation in the boxes below. (You may estimate dates)				
				Response Total
<a href="#">view</a>				446
Total Respondents				157
(skipped this question)				308
11. Which of the following best describes the industry and job function of the occupation you do/will hold?				
				Response Total
<a href="#">view</a>				323
Total Respondents				167
(skipped this question)				298
12. Please enter the location of your occupation.				
				Response Total
<a href="#">view</a>				492
Total Respondents				180
(skipped this question)				285
13. Please enter the following information about your occupation in the boxes below. (You may estimate dates)				
				Response Total
<a href="#">view</a>	Position 1			143
<a href="#">view</a>	Position 2			73
<a href="#">view</a>	Position 3			9
Total Respondents				50
(skipped this question)				415
14. Please enter your expected total annual income from each position, and if applicable, guaranteed bonus(es) below.				
				Response Total
<a href="#">view</a>	Position 1			75
<a href="#">view</a>	Position 2			37
<a href="#">view</a>	Position 3			10
Total Respondents				42
(skipped this question)				423
15. Which of the following best describes the industry and job function in which you are/will be employed?				
				Response Total
<a href="#">view</a>	Position 1			99

<a href="#">view</a>	Position 2	48
<a href="#">view</a>	Position 3	6
Total Respondents		52
(skipped this question)		413

16. Please enter the location of your occupation.

	Response Total	
<a href="#">view</a> Position 1	165	
<a href="#">view</a> Position 2	111	
<a href="#">view</a> Position 3	73	
Total Respondents		69
(skipped this question)		396



17. What is your primary motivation for seeking additional or alternative work opportunities?

	Response Total	Response Percent	Points	Avg
Income 	58	57%	n/a	n/a
Location 	11	11%	n/a	n/a
Job security 	8	8%	n/a	n/a
Upward mobility 	11	11%	n/a	n/a
Organizational fit 	3	3%	n/a	n/a
Prestige 	1	1%	n/a	n/a
Involuntary separation	0	0%	n/a	n/a
Trailing spouse 	2	2%	n/a	n/a
Personal reasons 	5	5%	n/a	n/a
Dissatisfaction 	2	2%	n/a	n/a
Total Respondents		101		
(skipped this question)		364		





18. Hello Congratulations on your MBA! The next several pages ask questions related exclusively to your MBA. These pages are labeled as MBA specific in the heading. Depending on your responses, you will see a number of questions regarding post-graduate full-time professional MBA-level employment. This is defined as full-time employment that requires an MBA education. Please click "I have read the above" below to continue.

	Response Total	Response Percent	Points	Avg
I have read the above 	43	100%	n/a	n/a
Total Respondents		43		
(skipped this question)		422		

19. Is the position you listed a full-time professional MBA-level position?

	Response Total	Response Percent	Points	Avg
Yes 	9	53%	n/a	n/a
No 	8	47%	n/a	n/a
Total Respondents		17		
(skipped this question)		448		

20. Are any of the positions you listed on the previous page full-time professional MBA-level positions?

	Response Total	Response Percent	Points	Avg
Yes: (###MTB=53503-476646-23529###) 	0	0%	n/a	n/a
Yes: (###MTB=53503-476646-23530###) 	1	50%	n/a	n/a
Yes: (###MTB=53503-476646-23531###) 	0	0%	n/a	n/a
No 	1	50%	n/a	n/a
Total Respondents		2		
(skipped this question)		463		

21. Are you still seeking full-time professional MBA-level employment?

		Response Total	Response Percent	Points	Avg
Yes		3	33%	n/a	n/a
No		6	67%	n/a	n/a
Total Respondents		9	100%		
		(skipped this question)	456		

22. Which of these best describes your primary reason for being unemployed or not seeking employment?

		Response Total	Response Percent	Points	Avg
Family or personal reasons		5	6%	n/a	n/a
Enrolled/Enrolling in a degree or certificate program		19	24%	n/a	n/a
Unable to find employment related to career goals or area of study		11	14%	n/a	n/a
Unable to find employment at a sufficient level of pay		1	1%	n/a	n/a
Unable to find employment where I live or want to live		13	16%	n/a	n/a
Unable to find any employment		8	10%	n/a	n/a
I'd rather not answer		3	4%	n/a	n/a
Other, please specify		20	25%	n/a	n/a
<a href="#">view</a>					
Total Respondents		80	100%		
		(skipped this question)	385		

23. Have you received any offers for employment that you did not accept?













		Response Total	Response Percent	Points	Avg
Yes		14	17%	n/a	n/a
No		68	83%	n/a	n/a
I'd rather not answer		0	0%	n/a	n/a
Total Respondents		82	100%		
		(skipped this question)	383		

24. Which of these best describe your reason(s) for not accepting your offer(s)? (Select all that apply)

		Response Total	Response Percent	Points	Avg
Family or personal reasons		0	0%	n/a	n/a
Enrolled/Enrolling in a degree program		0	0%	n/a	n/a
Position unrelated to career goals or area of study		5	36%	n/a	n/a
Position had insufficient level of pay		4	29%	n/a	n/a
Position not located where I live or want to live		4	29%	n/a	n/a
Considering other offers/opportunities		2	14%	n/a	n/a
Organization or position fit unacceptable		1	7%	n/a	n/a
Other, please specify		3	21%	n/a	n/a
<a href="#">view</a>					
Total Respondents		14			
		(skipped this question)	451		

25. Have you received any job offers for full-time professional MBA-level employment?

		Response Total	Response Percent	Points	Avg
Yes		1	25%	n/a	n/a
No		3	75%	n/a	n/a

		Total Respondents	4		
		(skipped this question)	461		
26. Please enter the date you first received a job offer for post-graduation full-time professional MBA-level employment below.					
		Total Respondents	4		
		(skipped this question)	461		
27. Have you accepted any job offers for post-graduation full-time professional MBA-level employment?					
		Response Total	Response Percent	Points	Avg
Yes		3	100%	n/a	n/a
No		0	0%	n/a	n/a
		Total Respondents	3		
		(skipped this question)	462		
28. Please enter the date you first accepted an offer for post-graduation MBA-level employment below.					
		Total Respondents	3		
		(skipped this question)	462		
29. Which of the following categories best describe your undergraduate major?					
		Response Total	Response Percent	Points	Avg
Business		1	33%	n/a	n/a
Technical		2	67%	n/a	n/a
Liberal Arts or Social Sciences		0	0%	n/a	n/a
Other, please specify		0	0%	n/a	n/a
		Total Respondents	3	100%	
		(skipped this question)	462		
30. How much professional experience did you gain between the time you graduated with your first degree and the time you completed your MBA?					
		Response Total	Response Percent	Points	Avg
1 year or less		2	67%	n/a	n/a
More than 1 year, up to 3 years		1	33%	n/a	n/a
More than 3 years, up to 5 years		0	0%	n/a	n/a
More than 5 years		0	0%	n/a	n/a
		Total Respondents	3	100%	
		(skipped this question)	462		
31. Where geographically did you look when searching for your post-graduation occupation? (Select all that apply)					
		Response Total	Response Percent	Points	Avg
Near hometown		163	50%	n/a	n/a
Near institution/alma mater		77	24%	n/a	n/a
Limited to specific city/cities in the United States		46	14%	n/a	n/a
Limited to specific state/states in the United States		51	16%	n/a	n/a
Countrywide or limited to specific region/regions of the United States		108	33%	n/a	n/a
Outside of the United States		10	3%	n/a	n/a
I'd rather not answer		8	2%	n/a	n/a
		Total Respondents	324		
		(skipped this question)	141		
32. Please specify the U.S. Census Bureau region(s) in which you looked for a job. (Select all that apply)					

	Response Total	Response Percent	Points	Avg
Northeast (ME, NH, VT, MA, RI, CT, NY, PA, NJ)	41	38%	n/a	n/a
Midwest (WI, MI, IL, IN, OH, MO, ND, SD, NE, KS, MN, IA)	93	86%	n/a	n/a
South (DE, MD, DC, VA, WV, NC, SC, GA, FL, KY, TN, MS, AL, OK, TX, AR, LA)	72	67%	n/a	n/a
West (ID, MT, WY, NV, UT, CO, AZ, NM, AK, WA, OR, CA, HI)	44	41%	n/a	n/a

Total Respondents 108

(skipped this question) 357

33. Please answer each of the items below concerning the additional education you are pursuing.

	Response Total
<a href="#">view</a>	166
Total Respondents	85
(skipped this question)	380

34. What additional degree are you seeking post-graduation?

	Response Total
<a href="#">view</a>	166
Total Respondents	84
(skipped this question)	381

35. Please indicate the name of the institution and the date your program starts below.

	Response Total
<a href="#">view</a>	166
Total Respondents	84
(skipped this question)	381

36. Where is your institution located?

	Response Total
<a href="#">view</a>	247
Total Respondents	88
(skipped this question)	377

37. In which branch of the military are you serving?

	Response Total	Response Percent	Points	Avg
Air Force	0	0%	n/a	n/a
Army	1	100%	n/a	n/a
Coast Guard	0	0%	n/a	n/a
Marines	0	0%	n/a	n/a
Navy	0	0%	n/a	n/a
I'd rather not answer	0	0%	n/a	n/a
Total Respondents	1	100%		
(skipped this question)		464		

38. What is your rank?

	Response Total	Response Percent	Points	Avg
Private	0	0%	n/a	n/a
Private 2	0	0%	n/a	n/a
Private First Class	0	0%	n/a	n/a
Specialist	0	0%	n/a	n/a
Corporal	0	0%	n/a	n/a
Sergeant	0	0%	n/a	n/a
Staff Sergeant	0	0%	n/a	n/a
Sergeant First Class	0	0%	n/a	n/a
Master Sergeant	0	0%	n/a	n/a
First Sergeant	0	0%	n/a	n/a
Sergeant Major	0	0%	n/a	n/a
Command Sergeant	0	0%	n/a	n/a
Sergeant Major of the Army	0	0%	n/a	n/a
Warrant Officer	0	0%	n/a	n/a
Chief Warrant Officer 2	0	0%	n/a	n/a
Chief Warrant Officer 3	0	0%	n/a	n/a
Chief Warrant Officer 4	0	0%	n/a	n/a
Chief Warrant Officer 5	0	0%	n/a	n/a
Second Lieutenant	1	100%	n/a	n/a
First Lieutenant	0	0%	n/a	n/a
Captain	0	0%	n/a	n/a
Major	0	0%	n/a	n/a
Lieutenant Colonel	0	0%	n/a	n/a
Colonel	0	0%	n/a	n/a
Brigadier General	0	0%	n/a	n/a
Major General	0	0%	n/a	n/a
Lieutenant General	0	0%	n/a	n/a
General of the Army	0	0%	n/a	n/a
Total Respondents		1	100%	
		(skipped this question)	464	

39. Which of the following best describes your position?

	Response Total	Response Percent	Points	Avg
Accounting, Budget and Finance Careers - Enlisted	0	0%	n/a	n/a
Accounting, Budget and Finance Careers - Officer	0	0%	n/a	n/a
Arts, Communications, Media and	0	0%	n/a	n/a



Design Careers - Enlisted				
Arts, Communications, Media and Design Careers - Officer	0	0%	n/a	n/a
Aviation Careers - Enlisted	0	0%	n/a	n/a
Aviation Careers - Officer	0	0%	n/a	n/a
Business Administration and Operations Careers - Enlisted	0	0%	n/a	n/a
Business Administration and Operations Careers - Officer	0	0%	n/a	n/a
Combat Operations Careers - Enlisted	0	0%	n/a	n/a
Combat Operations Careers - Officer	0	0%	n/a	n/a
Communications Equipment Technologists and Technicians Careers - Enlisted	0	0%	n/a	n/a
Communications Equipment Technologists and Technicians Careers - Officer	0	0%	n/a	n/a
Construction, Building and Extraction Careers - Enlisted	0	0%	n/a	n/a
Construction, Building and Extraction Careers - Officer	0	0%	n/a	n/a
Counseling, Social Work and Human Services Careers - Enlisted	0	0%	n/a	n/a
Counseling, Social Work and Human Services Careers - Officer	0	0%	n/a	n/a
Education and Training Careers - Enlisted	0	0%	n/a	n/a
Education and Training Careers - Officer	0	0%	n/a	n/a
Engineering and Scientific Research Careers - Enlisted	0	0%	n/a	n/a
Engineering and Scientific Research Careers - Officer	0	0%	n/a	n/a
Environmental Health and Safety Careers - Enlisted	0	0%	n/a	n/a
Environmental	0	0%	n/a	n/a

Health and Safety Careers - Officer				
Health Care Practitioners Careers - Enlisted	0	0%	n/a	n/a
Health Care Practitioners Careers - Officer	0	0%	n/a	n/a
Human Resources Management and Services Careers - Enlisted	0	0%	n/a	n/a
Human Resources Management and Services Careers - Officer	0	0%	n/a	n/a
Information Technology, Computer Science and Mathematics Careers - Enlisted	0	0%	n/a	n/a
Information Technology, Computer Science and Mathematics Careers - Officer	0	0%	n/a	n/a
Intelligence Careers - Enlisted	0	0%	n/a	n/a
Intelligence Careers - Officer	0	0%	n/a	n/a
International Relations, Linguistics and Other Social Sciences Careers - Enlisted	0	0%	n/a	n/a
International Relations, Linguistics and Other Social Sciences Careers - Officer	0	0%	n/a	n/a
Law Enforcement, Security and Protective Services Careers - Enlisted	0	0%	n/a	n/a
Law Enforcement, Security and Protective Services Careers - Officer	1	100%	n/a	n/a
Legal Professions and Support Services Careers - Enlisted	0	0%	n/a	n/a
Legal Professions and Support Services Careers - Officer	0	0%	n/a	n/a
Mechanic and Repair Technologists	0	0%	n/a	n/a

and Technicians Careers - Enlisted				
Mechanic and Repair Technologists and Technicians Careers - Officer	0	0%	n/a	n/a
Medical and Clinical Technologists and Technicians Careers - Enlisted	0	0%	n/a	n/a
Medical and Clinical Technologists and Technicians Careers - Officer	0	0%	n/a	n/a
Naval and Maritime Operations Careers - Enlisted	0	0%	n/a	n/a
Naval and Maritime Operations Careers - Officer	0	0%	n/a	n/a
Personal and Culinary Services Careers - Enlisted	0	0%	n/a	n/a
Personal and Culinary Services Careers - Officer	0	0%	n/a	n/a
Transportation, Supply and Logistics Careers - Enlisted	0	0%	n/a	n/a
Transportation, Supply and Logistics Careers - Officer	0	0%	n/a	n/a
Total Respondents		1	100%	
		(skipped this question)		464
40. Were you engaged in military service prior to graduation? (Select all that apply)				
	Response Total	Response Percent	Points	Avg
Yes, ROTC	1	100%	n/a	n/a
Yes, Reserves	0	0%	n/a	n/a
Yes, Active service (Enlisted)	0	0%	n/a	n/a
Yes, Active service (Officer)	0	0%	n/a	n/a
No	0	0%	n/a	n/a
Total Respondents		1		
		(skipped this question)		464
41. What is/will be your paygrade?				
	Response Total	Response Percent	Points	Avg
E-1	0	0%	n/a	n/a
E-2	0	0%	n/a	n/a
E-3	0	0%	n/a	n/a
E-4	0	0%	n/a	n/a

E-5	0	0%	n/a	n/a
E-6	0	0%	n/a	n/a
E-7	0	0%	n/a	n/a
E-8	0	0%	n/a	n/a
E-9	0	0%	n/a	n/a
E-9 Special	0	0%	n/a	n/a
W-1	0	0%	n/a	n/a
W-2	0	0%	n/a	n/a
W-3	0	0%	n/a	n/a
W-4	0	0%	n/a	n/a
W-5	0	0%	n/a	n/a
O-1	1	100%	n/a	n/a
O-2	0	0%	n/a	n/a
O-3	0	0%	n/a	n/a
O-4	0	0%	n/a	n/a
O-5	0	0%	n/a	n/a
O-6	0	0%	n/a	n/a
O-7	0	0%	n/a	n/a
O-8	0	0%	n/a	n/a
O-9	0	0%	n/a	n/a
O-10	0	0%	n/a	n/a
Special	0	0%	n/a	n/a
Total Respondents		1	100%	
(skipped this question)			464	

42. What is your rank?

	Response Total	Response Percent	Points	Avg
Airman Basic	0	0%	n/a	n/a
Airman	0	0%	n/a	n/a
Airman First Class	0	0%	n/a	n/a
Senior Airman	0	0%	n/a	n/a
Staff Sergeant	0	0%	n/a	n/a
Technical Sergeant	0	0%	n/a	n/a
Master Sergeant	0	0%	n/a	n/a
Senior Master Sergeant	0	0%	n/a	n/a
Chief Master Sergeant	0	0%	n/a	n/a
Command Chief Master Sergeant	0	0%	n/a	n/a
Second Lieutenant	0	0%	n/a	n/a
First Lieutenant	0	0%	n/a	n/a
Captain	0	0%	n/a	n/a
Major	0	0%	n/a	n/a
Lieutenant Colonel	0	0%	n/a	n/a
Colonel	0	0%	n/a	n/a
Brigadier General	0	0%	n/a	n/a
General Air Force Chief of Staff	0	0%	n/a	n/a
General of the Air Force	0	0%	n/a	n/a
Total Respondents		0	100%	
(skipped this question)			1	

43. Which of the following best describes your position?

	Response Total	Response Percent	Points	Avg
Accounting, Budget and Finance Careers - Enlisted	0	0%	n/a	n/a
Accounting, Budget and Finance Careers - Officer	0	0%	n/a	n/a
Arts, Communications, Media and Design Careers - Enlisted	0	0%	n/a	n/a
Arts, Communications, Media and Design Careers - Officer	0	0%	n/a	n/a
Aviation Careers - Enlisted	0	0%	n/a	n/a
Aviation Careers - Officer	0	0%	n/a	n/a

Business Administration and Operations Careers - Enlisted	0	0%	n/a	n/a
Business Administration and Operations Careers - Officer	0	0%	n/a	n/a
Combat Operations Careers - Enlisted	0	0%	n/a	n/a
Combat Operations Careers - Officer	0	0%	n/a	n/a
Communications Equipment Technologists and Technicians Careers - Enlisted	0	0%	n/a	n/a
Communications Equipment Technologists and Technicians Careers - Officer	0	0%	n/a	n/a
Construction, Building and Extraction Careers - Enlisted	0	0%	n/a	n/a
Construction, Building and Extraction Careers - Officer	0	0%	n/a	n/a
Counseling, Social Work and Human Services Careers - Enlisted	0	0%	n/a	n/a
Counseling, Social Work and Human Services Careers - Officer	0	0%	n/a	n/a
Education and Training Careers - Enlisted	0	0%	n/a	n/a
Education and Training Careers - Officer	0	0%	n/a	n/a
Engineering and Scientific Research Careers - Enlisted	0	0%	n/a	n/a
Engineering and Scientific Research Careers - Officer	0	0%	n/a	n/a
Environmental Health and Safety Careers - Enlisted	0	0%	n/a	n/a
Environmental Health and Safety Careers - Officer	0	0%	n/a	n/a
Health Care Practitioners Careers - Enlisted	0	0%	n/a	n/a
Health Care Practitioners Careers - Officer	0	0%	n/a	n/a
Human Resources Management and Services Careers - Enlisted	0	0%	n/a	n/a
Human Resources Management and Services Careers - Officer	0	0%	n/a	n/a
Information Technology, Computer Science and Mathematics Careers - Enlisted	0	0%	n/a	n/a
Information Technology, Computer Science and Mathematics Careers - Officer	0	0%	n/a	n/a
Intelligence Careers - Enlisted	0	0%	n/a	n/a
Intelligence Careers - Officer	0	0%	n/a	n/a
International Relations, Linguistics and Other Social Sciences Careers - Enlisted	0	0%	n/a	n/a
International Relations, Linguistics and Other Social Sciences Careers - Officer	0	0%	n/a	n/a
Law Enforcement, Security and Protective Services Careers - Enlisted	0	0%	n/a	n/a
Law Enforcement, Security and Protective Services Careers - Officer	0	0%	n/a	n/a
Legal Professions and Support Services Careers - Enlisted	0	0%	n/a	n/a
Legal Professions and Support Services Careers - Officer	0	0%	n/a	n/a
Mechanic and Repair Technologists and Technicians Careers - Enlisted	0	0%	n/a	n/a

Mechanic and Repair Technologists and Technicians Careers - Officer	0	0%	n/a	n/a
Medical and Clinical Technologists and Technicians Careers - Enlisted	0	0%	n/a	n/a
Medical and Clinical Technologists and Technicians Careers - Officer	0	0%	n/a	n/a
Naval and Maritime Operations Careers - Enlisted	0	0%	n/a	n/a
Naval and Maritime Operations Careers - Officer	0	0%	n/a	n/a
Personal and Culinary Services Careers - Enlisted	0	0%	n/a	n/a
Personal and Culinary Services Careers - Officer	0	0%	n/a	n/a
Transportation, Supply and Logistics Careers - Enlisted	0	0%	n/a	n/a
Transportation, Supply and Logistics Careers - Officer	0	0%	n/a	n/a
Total Respondents	0	100%		
(skipped this question)		1		

44. Were you engaged in military service prior to graduation? (Select all that apply)

	Response Total	Response Percent	Points	Avg
Yes, ROTC	0	0%	n/a	n/a
Yes, Reserves	0	0%	n/a	n/a
Yes, Active service (Enlisted)	0	0%	n/a	n/a
Yes, Active service (Officer)	0	0%	n/a	n/a
No	0	0%	n/a	n/a
Total Respondents	0			
(skipped this question)		1		

45. What is/will be your paygrade?

	Response Total	Response Percent	Points	Avg
E-1	0	0%	n/a	n/a
E-2	0	0%	n/a	n/a
E-3	0	0%	n/a	n/a
E-4	0	0%	n/a	n/a
E-5	0	0%	n/a	n/a
E-6	0	0%	n/a	n/a
E-7	0	0%	n/a	n/a
E-8	0	0%	n/a	n/a
E-9	0	0%	n/a	n/a
E-9 Special	0	0%	n/a	n/a
O-1	0	0%	n/a	n/a
O-2	0	0%	n/a	n/a
O-3	0	0%	n/a	n/a
O-4	0	0%	n/a	n/a
O-5	0	0%	n/a	n/a
O-6	0	0%	n/a	n/a
O-7	0	0%	n/a	n/a
O-8	0	0%	n/a	n/a
O-9	0	0%	n/a	n/a
O-10	0	0%	n/a	n/a
Special	0	0%	n/a	n/a
Total Respondents	0	100%		
(skipped this question)		1		

46. What is your rank?

	Response Total	Response Percent	Points	Avg
--	----------------	------------------	--------	-----

Seaman Recruit	0	0%	n/a	n/a
Seaman Apprentice	0	0%	n/a	n/a
Seaman	0	0%	n/a	n/a
Petty Officer 3rd Class	0	0%	n/a	n/a
Petty Officer 2nd Class	0	0%	n/a	n/a
Petty Officer 1st Class	0	0%	n/a	n/a
Chief Petty Officer	0	0%	n/a	n/a
Senior Chief Petty Officer	0	0%	n/a	n/a
Master Chief Petty Officer	0	0%	n/a	n/a
Fleet/ Command Master Chief Petty Officer	0	0%	n/a	n/a
Master Chief Petty Officer of the Navy	0	0%	n/a	n/a
Warrant Officer	0	0%	n/a	n/a
Chief Warrant Officer 2	0	0%	n/a	n/a
Chief Warrant Officer 3	0	0%	n/a	n/a
Chief Warrant Officer 4	0	0%	n/a	n/a
Chief Warrant Officer 5	0	0%	n/a	n/a
Ensign	0	0%	n/a	n/a
Lieutenant Junior Grade	0	0%	n/a	n/a
Lieutenant	0	0%	n/a	n/a
Lieutenant Commander	0	0%	n/a	n/a
Commander	0	0%	n/a	n/a
Captain	0	0%	n/a	n/a
Rear Admiral (Lower Half)	0	0%	n/a	n/a
Rear Admiral (Upper Half)	0	0%	n/a	n/a
Vice Admiral	0	0%	n/a	n/a
Admiral Chief of Naval Operation/ Commandant of the Navy	0	0%	n/a	n/a
Fleet Admiral	0	0%	n/a	n/a
Total Respondents		0	100%	
(skipped this question)			1	
47. Which of the following best describes your position?				
	Response Total	Response Percent	Points	Avg
Accounting, Budget and Finance Careers - Enlisted	0	0%	n/a	n/a
Accounting, Budget and Finance Careers - Officer	0	0%	n/a	n/a
Arts, Communications, Media and Design Careers - Enlisted	0	0%	n/a	n/a
Arts, Communications, Media and Design Careers - Officer	0	0%	n/a	n/a
Aviation Careers - Enlisted	0	0%	n/a	n/a
Aviation Careers - Officer	0	0%	n/a	n/a
Business Administration and Operations Careers - Enlisted	0	0%	n/a	n/a
Business Administration and Operations Careers - Officer	0	0%	n/a	n/a
Combat Operations Careers - Enlisted	0	0%	n/a	n/a
Combat Operations Careers - Officer	0	0%	n/a	n/a
Communications Equipment Technologists and Technicians Careers - Enlisted	0	0%	n/a	n/a
Communications Equipment Technologists and Technicians Careers - Officer	0	0%	n/a	n/a
Construction, Building and Extraction Careers - Enlisted	0	0%	n/a	n/a
Construction, Building and Extraction Careers - Officer	0	0%	n/a	n/a
Counseling, Social Work and Human Services Careers - Enlisted	0	0%	n/a	n/a

Counseling, Social Work and Human Services Careers - Officer	0	0%	n/a	n/a
Education and Training Careers - Enlisted	0	0%	n/a	n/a
Education and Training Careers - Officer	0	0%	n/a	n/a
Engineering and Scientific Research Careers - Enlisted	0	0%	n/a	n/a
Engineering and Scientific Research Careers - Officer	0	0%	n/a	n/a
Environmental Health and Safety Careers - Enlisted	0	0%	n/a	n/a
Environmental Health and Safety Careers - Officer	0	0%	n/a	n/a
Health Care Practitioners Careers - Enlisted	0	0%	n/a	n/a
Health Care Practitioners Careers - Officer	0	0%	n/a	n/a
Human Resources Management and Services Careers - Enlisted	0	0%	n/a	n/a
Human Resources Management and Services Careers - Officer	0	0%	n/a	n/a
Information Technology, Computer Science and Mathematics Careers - Enlisted	0	0%	n/a	n/a
Information Technology, Computer Science and Mathematics Careers - Officer	0	0%	n/a	n/a
Intelligence Careers - Enlisted	0	0%	n/a	n/a
Intelligence Careers - Officer	0	0%	n/a	n/a
International Relations, Linguistics and Other Social Sciences Careers - Enlisted	0	0%	n/a	n/a
International Relations, Linguistics and Other Social Sciences Careers - Officer	0	0%	n/a	n/a
Law Enforcement, Security and Protective Services Careers - Enlisted	0	0%	n/a	n/a
Law Enforcement, Security and Protective Services Careers - Officer	0	0%	n/a	n/a
Legal Professions and Support Services Careers - Enlisted	0	0%	n/a	n/a
Legal Professions and Support Services Careers - Officer	0	0%	n/a	n/a
Mechanic and Repair Technologists and Technicians Careers - Enlisted	0	0%	n/a	n/a
Mechanic and Repair Technologists and Technicians Careers - Officer	0	0%	n/a	n/a
Medical and Clinical Technologists and Technicians Careers - Enlisted	0	0%	n/a	n/a
Medical and Clinical Technologists and Technicians Careers - Officer	0	0%	n/a	n/a
Naval and Maritime Operations Careers - Enlisted	0	0%	n/a	n/a
Naval and Maritime Operations Careers - Officer	0	0%	n/a	n/a
Personal and Culinary Services Careers - Enlisted	0	0%	n/a	n/a
Personal and Culinary Services Careers - Officer	0	0%	n/a	n/a
Transportation, Supply and Logistics Careers - Enlisted	0	0%	n/a	n/a
Transportation, Supply and Logistics Careers - Officer	0	0%	n/a	n/a



		Total Respondents	0	100%
		(skipped this question)	1	
48. Were you engaged in military service prior to graduation? (Select all that apply)				
	Response Total	Response Percent	Points	Avg
Yes, ROTC	0	0%	n/a	n/a
Yes, Reserves	0	0%	n/a	n/a
Yes, Active service (Enlisted)	0	0%	n/a	n/a
Yes, Active service (Officer)	0	0%	n/a	n/a
No	0	0%	n/a	n/a
		Total Respondents	0	
		(skipped this question)	1	
49. What is/will be your paygrade?				
	Response Total	Response Percent	Points	Avg
E-1	0	0%	n/a	n/a
E-2	0	0%	n/a	n/a
E-3	0	0%	n/a	n/a
E-4	0	0%	n/a	n/a
E-5	0	0%	n/a	n/a
E-6	0	0%	n/a	n/a
E-7	0	0%	n/a	n/a
E-8	0	0%	n/a	n/a
E-9	0	0%	n/a	n/a
E-9 Special	0	0%	n/a	n/a
W-1	0	0%	n/a	n/a
W-2	0	0%	n/a	n/a
W-3	0	0%	n/a	n/a
W-4	0	0%	n/a	n/a
W-5	0	0%	n/a	n/a
O-1	0	0%	n/a	n/a
O-2	0	0%	n/a	n/a
O-3	0	0%	n/a	n/a
O-4	0	0%	n/a	n/a
O-5	0	0%	n/a	n/a
O-6	0	0%	n/a	n/a
O-7	0	0%	n/a	n/a
O-8	0	0%	n/a	n/a
O-9	0	0%	n/a	n/a
O-10	0	0%	n/a	n/a
O-11 Special	0	0%	n/a	n/a
		Total Respondents	0	100%
		(skipped this question)	1	
50. What is your rank?				
	Response Total	Response Percent	Points	Avg
Private	0	0%	n/a	n/a
Private First Class	0	0%	n/a	n/a
Lance Corporal	0	0%	n/a	n/a
Corporal	0	0%	n/a	n/a
Sergeant	0	0%	n/a	n/a
Staff Sergeant	0	0%	n/a	n/a
Gunnery Sergeant	0	0%	n/a	n/a
First Sergeant	0	0%	n/a	n/a
Master Gunnery Sergeant	0	0%	n/a	n/a
Sergeant Major	0	0%	n/a	n/a
Sergeant Major of the Marine Corps	0	0%	n/a	n/a
Warrant Officer	0	0%	n/a	n/a
Chief Warrant Officer 2	0	0%	n/a	n/a
Chief Warrant Officer 3	0	0%	n/a	n/a

Chief Warrant Officer 4	0	0%	n/a	n/a
Chief Warrant Officer 5	0	0%	n/a	n/a
Second Lieutenant	0	0%	n/a	n/a
First Lieutenant	0	0%	n/a	n/a
Captain	0	0%	n/a	n/a
Lieutenant	0	0%	n/a	n/a
Lieutenant Commander	0	0%	n/a	n/a
Commander	0	0%	n/a	n/a
Captain	0	0%	n/a	n/a
Major	0	0%	n/a	n/a
Lieutenant Colonel	0	0%	n/a	n/a
Colonel	0	0%	n/a	n/a
Brigadier General	0	0%	n/a	n/a
Major General	0	0%	n/a	n/a
Lieutenant General	0	0%	n/a	n/a
General	0	0%	n/a	n/a

Total Respondents 0 100%

(skipped this question) 1

51. Which of the following best describes your position?

	Response Total	Response Percent	Points	Avg
Accounting, Budget and Finance Careers - Enlisted	0	0%	n/a	n/a
Accounting, Budget and Finance Careers - Officer	0	0%	n/a	n/a
Arts, Communications, Media and Design Careers - Enlisted	0	0%	n/a	n/a
Arts, Communications, Media and Design Careers - Officer	0	0%	n/a	n/a
Aviation Careers - Enlisted	0	0%	n/a	n/a
Aviation Careers - Officer	0	0%	n/a	n/a
Business Administration and Operations Careers - Enlisted	0	0%	n/a	n/a
Business Administration and Operations Careers - Officer	0	0%	n/a	n/a
Combat Operations Careers - Enlisted	0	0%	n/a	n/a
Combat Operations Careers - Officer	0	0%	n/a	n/a
Communications Equipment Technologists and Technicians Careers - Enlisted	0	0%	n/a	n/a
Communications Equipment Technologists and Technicians Careers - Officer	0	0%	n/a	n/a
Construction, Building and Extraction Careers - Enlisted	0	0%	n/a	n/a
Construction, Building and Extraction Careers - Officer	0	0%	n/a	n/a
Counseling, Social Work and Human Services Careers - Enlisted	0	0%	n/a	n/a
Counseling, Social Work and Human Services Careers - Officer	0	0%	n/a	n/a
Education and Training Careers - Enlisted	0	0%	n/a	n/a
Education and Training Careers - Officer	0	0%	n/a	n/a
Engineering and Scientific Research Careers - Enlisted	0	0%	n/a	n/a
Engineering and Scientific Research Careers - Officer	0	0%	n/a	n/a
Environmental Health and Safety Careers - Enlisted	0	0%	n/a	n/a
Environmental Health and Safety Careers - Officer	0	0%	n/a	n/a
Health Care Practitioners	0	0%	n/a	n/a

Careers - Enlisted				
Health Care Practitioners Careers - Officer	0	0%	n/a	n/a
Human Resources Management and Services Careers - Enlisted	0	0%	n/a	n/a
Human Resources Management and Services Careers - Officer	0	0%	n/a	n/a
Information Technology, Computer Science and Mathematics Careers - Enlisted	0	0%	n/a	n/a
Information Technology, Computer Science and Mathematics Careers - Officer	0	0%	n/a	n/a
Intelligence Careers - Enlisted	0	0%	n/a	n/a
Intelligence Careers - Officer	0	0%	n/a	n/a
International Relations, Linguistics and Other Social Sciences Careers - Enlisted	0	0%	n/a	n/a
International Relations, Linguistics and Other Social Sciences Careers - Officer	0	0%	n/a	n/a
Law Enforcement, Security and Protective Services Careers - Enlisted	0	0%	n/a	n/a
Law Enforcement, Security and Protective Services Careers - Officer	0	0%	n/a	n/a
Legal Professions and Support Services Careers - Enlisted	0	0%	n/a	n/a
Legal Professions and Support Services Careers - Officer	0	0%	n/a	n/a
Mechanic and Repair Technologists and Technicians Careers - Enlisted	0	0%	n/a	n/a
Mechanic and Repair Technologists and Technicians Careers - Officer	0	0%	n/a	n/a
Medical and Clinical Technologists and Technicians Careers - Enlisted	0	0%	n/a	n/a
Medical and Clinical Technologists and Technicians Careers - Officer	0	0%	n/a	n/a
Naval and Maritime Operations Careers - Enlisted	0	0%	n/a	n/a
Naval and Maritime Operations Careers - Officer	0	0%	n/a	n/a
Personal and Culinary Services Careers - Enlisted	0	0%	n/a	n/a
Personal and Culinary Services Careers - Officer	0	0%	n/a	n/a
Transportation, Supply and Logistics Careers - Enlisted	0	0%	n/a	n/a
Transportation, Supply and Logistics Careers - Officer	0	0%	n/a	n/a
Total Respondents		0	100%	
(skipped this question)			1	
52. Were you engaged in military service prior to graduation? (Select all that apply)				
	Response Total	Response Percent	Points	Avg
Yes, ROTC	0	0%	n/a	n/a
Yes, Reserves	0	0%	n/a	n/a
Yes, Active service (Enlisted)	0	0%	n/a	n/a
Yes, Active service (Officer)	0	0%	n/a	n/a
No	0	0%	n/a	n/a
Total Respondents		0		
(skipped this question)			1	

53. What is/will be your paygrade?

	Response Total	Response Percent	Points	Avg
E-1	0	0%	n/a	n/a
E-2	0	0%	n/a	n/a
E-3	0	0%	n/a	n/a
E-4	0	0%	n/a	n/a
E-5	0	0%	n/a	n/a
E-6	0	0%	n/a	n/a
E-7	0	0%	n/a	n/a
E-8	0	0%	n/a	n/a
E-9	0	0%	n/a	n/a
E-9 Special	0	0%	n/a	n/a
W-1	0	0%	n/a	n/a
W-2	0	0%	n/a	n/a
W-3	0	0%	n/a	n/a
W-4	0	0%	n/a	n/a
W-5	0	0%	n/a	n/a
O-1	0	0%	n/a	n/a
O-2	0	0%	n/a	n/a
O-3	0	0%	n/a	n/a
O-4	0	0%	n/a	n/a
O-5	0	0%	n/a	n/a
O-6	0	0%	n/a	n/a
O-7	0	0%	n/a	n/a
O-8	0	0%	n/a	n/a
O-9	0	0%	n/a	n/a
O-10	0	0%	n/a	n/a
Special	0	0%	n/a	n/a
Total Respondents		0	100%	
(skipped this question)			1	

54. What is your rank?

	Response Total	Response Percent	Points	Avg
Seaman Recruit	0	0%	n/a	n/a
Seaman Apprentice	0	0%	n/a	n/a
Fireman Apprentice	0	0%	n/a	n/a
Airman Apprentice	0	0%	n/a	n/a
Seaman	0	0%	n/a	n/a
Fireman	0	0%	n/a	n/a
Airman	0	0%	n/a	n/a
Petty Officer 3rd Class	0	0%	n/a	n/a
Petty Officer 2nd Class	0	0%	n/a	n/a
Petty Officer 1st Class	0	0%	n/a	n/a
Chief Petty Officer	0	0%	n/a	n/a
Senior Chief Petty Officer	0	0%	n/a	n/a
Master Chief Petty Officer	0	0%	n/a	n/a
Master Chief Petty Officer of the Coast Guard	0	0%	n/a	n/a
Chief Warrant Officer 2	0	0%	n/a	n/a
Chief Warrant Officer 3	0	0%	n/a	n/a
Chief Warrant Officer 4	0	0%	n/a	n/a
Ensign	0	0%	n/a	n/a
Lieutenant Junior Grade	0	0%	n/a	n/a
Lieutenant	0	0%	n/a	n/a
Lieutenant Commander	0	0%	n/a	n/a
Commander	0	0%	n/a	n/a
Captain	0	0%	n/a	n/a
Rear Admiral (Lower Half)	0	0%	n/a	n/a
Rear Admiral (Upper Half)	0	0%	n/a	n/a
Vice Admiral	0	0%	n/a	n/a
Admiral Chief Naval Operations/ Commandant of	0	0%	n/a	n/a

the Coast Guard				
	Total Respondents	0	100%	
	(skipped this question)	1		
55. Which of the following best describes your position?				
		Response Total	Response Percent	Points Avg
Accounting, Budget and Finance Careers - Enlisted		0	0%	n/a n/a
Accounting, Budget and Finance Careers - Officer		0	0%	n/a n/a
Arts, Communications, Media and Design Careers - Enlisted		0	0%	n/a n/a
Arts, Communications, Media and Design Careers - Officer		0	0%	n/a n/a
Aviation Careers - Enlisted		0	0%	n/a n/a
Aviation Careers - Officer		0	0%	n/a n/a
Business Administration and Operations Careers - Enlisted		0	0%	n/a n/a
Business Administration and Operations Careers - Officer		0	0%	n/a n/a
Combat Operations Careers - Enlisted		0	0%	n/a n/a
Combat Operations Careers - Officer		0	0%	n/a n/a
Communications Equipment Technologists and Technicians Careers - Enlisted		0	0%	n/a n/a
Communications Equipment Technologists and Technicians Careers - Officer		0	0%	n/a n/a
Construction, Building and Extraction Careers - Enlisted		0	0%	n/a n/a
Construction, Building and Extraction Careers - Officer		0	0%	n/a n/a
Counseling, Social Work and Human Services Careers - Enlisted		0	0%	n/a n/a
Counseling, Social Work and Human Services Careers - Officer		0	0%	n/a n/a
Education and Training Careers - Enlisted		0	0%	n/a n/a
Education and Training Careers - Officer		0	0%	n/a n/a
Engineering and Scientific Research Careers - Enlisted		0	0%	n/a n/a
Engineering and Scientific Research Careers - Officer		0	0%	n/a n/a
Environmental Health and Safety Careers - Enlisted		0	0%	n/a n/a
Environmental Health and Safety Careers - Officer		0	0%	n/a n/a
Health Care Practitioners Careers - Enlisted		0	0%	n/a n/a
Health Care Practitioners Careers - Officer		0	0%	n/a n/a
Human Resources Management and Services Careers - Enlisted		0	0%	n/a n/a
Human Resources Management and Services Careers - Officer		0	0%	n/a n/a
Information Technology, Computer Science and Mathematics Careers - Enlisted		0	0%	n/a n/a
Information Technology, Computer Science and Mathematics Careers - Officer		0	0%	n/a n/a
Intelligence Careers - Enlisted		0	0%	n/a n/a
Intelligence Careers - Officer		0	0%	n/a n/a

International Relations, Linguistics and Other Social Sciences Careers - Enlisted	0	0%	n/a	n/a
International Relations, Linguistics and Other Social Sciences Careers - Officer	0	0%	n/a	n/a
Law Enforcement, Security and Protective Services Careers - Enlisted	0	0%	n/a	n/a
Law Enforcement, Security and Protective Services Careers - Officer	0	0%	n/a	n/a
Legal Professions and Support Services Careers - Enlisted	0	0%	n/a	n/a
Legal Professions and Support Services Careers - Officer	0	0%	n/a	n/a
Mechanic and Repair Technologists and Technicians Careers - Enlisted	0	0%	n/a	n/a
Mechanic and Repair Technologists and Technicians Careers - Officer	0	0%	n/a	n/a
Medical and Clinical Technologists and Technicians Careers - Enlisted	0	0%	n/a	n/a
Medical and Clinical Technologists and Technicians Careers - Officer	0	0%	n/a	n/a
Naval and Maritime Operations Careers - Enlisted	0	0%	n/a	n/a
Naval and Maritime Operations Careers - Officer	0	0%	n/a	n/a
Personal and Culinary Services Careers - Enlisted	0	0%	n/a	n/a
Personal and Culinary Services Careers - Officer	0	0%	n/a	n/a
Transportation, Supply and Logistics Careers - Enlisted	0	0%	n/a	n/a
Transportation, Supply and Logistics Careers - Officer	0	0%	n/a	n/a

Total Respondents 0 100%

(skipped this question) 1

56. Were you engaged in military service prior to graduation? (Select all that apply)

	Response Total	Response Percent	Points	Avg
Yes, ROTC	0	0%	n/a	n/a
Yes, Reserves	0	0%	n/a	n/a
Yes, Active service (Enlisted)	0	0%	n/a	n/a
Yes, Active service (Officer)	0	0%	n/a	n/a
No	0	0%	n/a	n/a

Total Respondents 0

(skipped this question) 1

57. What is/will be your paygrade?

	Response Total	Response Percent	Points	Avg
E-1	0	0%	n/a	n/a
E-2	0	0%	n/a	n/a
E-3	0	0%	n/a	n/a
E-4	0	0%	n/a	n/a
E-5	0	0%	n/a	n/a
E-6	0	0%	n/a	n/a
E-7	0	0%	n/a	n/a
E-8	0	0%	n/a	n/a
E-9	0	0%	n/a	n/a
E-10	0	0%	n/a	n/a
W-1	0	0%	n/a	n/a

W-2	0	0%	n/a	n/a
W-3	0	0%	n/a	n/a
W-4	0	0%	n/a	n/a
W-5	0	0%	n/a	n/a
O-1	0	0%	n/a	n/a
O-2	0	0%	n/a	n/a
O-3	0	0%	n/a	n/a
O-4	0	0%	n/a	n/a
O-5	0	0%	n/a	n/a
O-6	0	0%	n/a	n/a
O-7	0	0%	n/a	n/a
O-8	0	0%	n/a	n/a
O-9	0	0%	n/a	n/a
O-10	0	0%	n/a	n/a
Special	0	0%	n/a	n/a
Total Respondents		0	100%	
(skipped this question)			1	















58. Please enter the following information about your volunteer service in the boxes below.

Response Total	
<a href="#">view</a>	4
Total Respondents 2	
(skipped this question) 463	

59. Please enter the location of your volunteer service.

Response Total	
<a href="#">view</a>	4
Total Respondents 2	
(skipped this question) 463	

60. Please indicate the primary job search activity that led to the job you accepted or hold. (Select one)

	Response Total	Response Percent	Points	Avg
Interviews in-person or virtual (Facilitated by school) 	25	12%	n/a	n/a
Interviews in-person or virtual (Facilitated by self or third party source) 	39	18%	n/a	n/a
Internship (Facilitated by school) 	19	9%	n/a	n/a
Internship (Facilitated by self or third-party source) 	26	12%	n/a	n/a
Recruiting/Employer event (Facilitated by school) 	3	1%	n/a	n/a
Recruiting/Employer event (Facilitated by self or third-party source) 	2	1%	n/a	n/a
Referral (Facilitated by school) 	4	2%	n/a	n/a
Referral (Facilitated by self or third-party source) 	11	5%	n/a	n/a
Career/Job fair (Facilitated by school) 	11	5%	n/a	n/a
Career/Job fair (Facilitated by self or third-party source) 	3	1%	n/a	n/a
Job posting (Facilitated by school) 	5	2%	n/a	n/a
Job posting (Facilitated by self or third-party source) 	28	13%	n/a	n/a
Other (Facilitated by school) 	5	2%	n/a	n/a
Other (Facilitated by self or third-party source) 	30	14%	n/a	n/a
Total Respondents		211	100%	

(skipped this question) 254

61. How helpful did you find each of these resources when searching for an occupation?

	I have never used this resource	Very Unhelpful	Unhelpful	Neither Helpful nor Unhelpful	Helpful	Very Helpful	Response Total	Points	Avg
Career Center Staff	49.13% (197)	2.24% (9)	1% (4)	8.48% (34)	27.68% (111)	11.47% (46)	401	n/a	n/a
Career Center Services	48.13% (193)	2.49% (10)	1.25% (5)	8.98% (36)	28.93% (116)	10.22% (41)	401	n/a	n/a
Departmental Faculty/Staff/Services	27.89% (111)	3.52% (14)	0.75% (3)	8.79% (35)	35.18% (140)	23.87% (95)	398	n/a	n/a
Other Faculty/Staff/Services	32.91% (131)	3.02% (12)	1.01% (4)	12.06% (48)	36.93% (147)	14.07% (56)	398	n/a	n/a
Academic Advising Staff/Services	26.68% (107)	3.74% (15)	2.24% (9)	11.47% (46)	36.16% (145)	19.7% (79)	401	n/a	n/a
Alumni	44.33% (176)	1.26% (5)	3.02% (12)	15.37% (61)	23.68% (94)	12.34% (49)	397	n/a	n/a
Family Members	18.48% (73)	4.56% (18)	1.77% (7)	9.37% (37)	36.71% (145)	29.11% (115)	395	n/a	n/a
Bosses/Co-workers/Supervisors	21.41% (85)	3.53% (14)	1.26% (5)	11.59% (46)	35.77% (142)	26.45% (105)	397	n/a	n/a
Professional Contacts/Organizations	20.05% (80)	2.76% (11)	1% (4)	9.52% (38)	37.59% (150)	29.07% (116)	399	n/a	n/a
Peers	13.57% (54)	3.52% (14)	2.26% (9)	16.58% (66)	40.45% (161)	23.62% (94)	398	n/a	n/a
Total Respondents							402		
(skipped this question)							63		

62. Did you complete any of the following while working on your degree? (Select all that apply)

	Response Total	Response Percent	Points	Avg
Internships	196	48%	n/a	n/a
Assistantships (Teaching, Research, Graduate, etc.)	46	11%	n/a	n/a
Field experiences/Practicums	124	30%	n/a	n/a
Clinical experiences	105	26%	n/a	n/a
Service learning or other academic volunteering through institution	91	22%	n/a	n/a
Student teaching	34	8%	n/a	n/a
Study abroad/away with internship or practicum component	22	5%	n/a	n/a
No, I did not complete any of the above	86	21%	n/a	n/a
I'd rather not answer	14	3%	n/a	n/a
Total Respondents		409		
(skipped this question)		56		

63. Please indicate the reasons you did not use the resources provided by your institution's career center. (Select all that apply)

	Response Total	Response Percent	Points	Avg
Did not see the need for resources offered	83	43%	n/a	n/a
Was not aware of resources offered	44	23%	n/a	n/a
Chose not to use resources offered	51	27%	n/a	n/a
Used other resources	34	18%	n/a	n/a
Other, please specify <a href="#">view</a>	25	13%	n/a	n/a
Total Respondents		192		
(skipped this question)		273		

64. How many internships did you complete?

	Response Total	Response Percent	Points	Avg
1	79	41%	n/a	n/a
2	56	29%	n/a	n/a
3	29	15%	n/a	n/a



4		10	5%	n/a	n/a
5		2	1%	n/a	n/a
More than 5		7	4%	n/a	n/a
--Please Select--		10	5%	n/a	n/a
Total Respondents		193	100%		
(skipped this question)				272	
65. Please indicate if these experiences were full or part-time. (Select all that apply)					
		Response Total	Response Percent	Points	Avg
Full-time		97	50%	n/a	n/a
Part-time		133	68%	n/a	n/a
Total Respondents		195			
(skipped this question)				270	
66. What types of internships did you complete? (Select all that apply)					
		Response Total	Response Percent	Points	Avg
For experience only (Paid)		115	59%	n/a	n/a
For experience only (Unpaid)		53	27%	n/a	n/a
For academic credit and experience (Paid)		54	28%	n/a	n/a
For academic credit and experience (Unpaid)		58	30%	n/a	n/a
Other, please specify		0	0%	n/a	n/a
Total Respondents		195			
(skipped this question)				270	
67. Were you offered full-time employment as result of any of your internships?					
		Response Total	Response Percent	Points	Avg
Yes		76	39%	n/a	n/a
No		108	55%	n/a	n/a
I'd rather not answer		11	6%	n/a	n/a
Total Respondents		195	100%		
(skipped this question)				270	
68. Overall, how helpful were your internships in preparing you for the workplace/your career?					
		Response Total	Response Percent	Points	Avg
Very helpful		124	64%	n/a	n/a
Helpful		56	29%	n/a	n/a
Neither helpful or unhelpful		11	6%	n/a	n/a
Unhelpful		1	1%	n/a	n/a
Very unhelpful		2	1%	n/a	n/a
Total Respondents		194	100%		
(skipped this question)				271	
69. Please fill the following information about the job offer you received as a result of your internship in the boxes below.					
				Response Total	
<input type="button" value="view"/>				129	
Total Respondents				65	
(skipped this question)				400	
70. What type of internship was this?					
		Response Total	Response Percent	Points	Avg

For experience only (Paid)		48	71%	n/a	n/a
For experience only (Unpaid)		2	3%	n/a	n/a
For academic credit and experience (Paid)		12	18%	n/a	n/a
For academic credit and experience (Unpaid)		6	9%	n/a	n/a
Other, please specify		0	0%	n/a	n/a

Total Respondents 68 100%

(skipped this question) 397

71. How many service learning or other academic volunteer experiences did you complete?

		Response Total	Response Percent	Points	Avg
1		12	14%	n/a	n/a
2		15	17%	n/a	n/a
3		20	23%	n/a	n/a
4		2	2%	n/a	n/a
5		1	1%	n/a	n/a
More than 5		33	38%	n/a	n/a
--Please Select--		5	6%	n/a	n/a

Total Respondents 88 100%

(skipped this question) 377

72. What types of service learning or other academic volunteer experiences did you complete? (Select all that apply)

		Response Total	Response Percent	Points	Avg
In conjunction with required coursework		65	72%	n/a	n/a
In conjunction with elective/non-required coursework		30	33%	n/a	n/a
In conjunction with institution, but independent of coursework		50	56%	n/a	n/a
Other, please specify		6	7%	n/a	n/a

[view](#)

Total Respondents 90

(skipped this question) 375

73. Were you offered full-time employment as result of any of your service learning or other academic volunteer experiences?

		Response Total	Response Percent	Points	Avg
Yes		4	4%	n/a	n/a
No		85	94%	n/a	n/a
I'd rather not answer		1	1%	n/a	n/a

Total Respondents 90 100%

(skipped this question) 375

74. How helpful were your service learning or other academic volunteer experiences in preparing you for the workplace/your career?

		Response Total	Response Percent	Points	Avg
Very helpful		34	39%	n/a	n/a
Helpful		39	44%	n/a	n/a
Neither helpful or unhelpful		12	14%	n/a	n/a
Unhelpful		2	2%	n/a	n/a
Very unhelpful		1	1%	n/a	n/a




Total Respondents 88 100%

(skipped this question) 377






75. Please fill the following information about the job offer you received as a result of your service learning or other academic volunteer experience in the boxes below.

	Response Total
<a href="#">view</a>	8
Total Respondents	4
(skipped this question)	461



76. What type of service learning or other academic volunteer experience was this?

	Response Total	Response Percent	Points	Avg
In conjunction with required coursework 	1	25%	n/a	n/a
In conjunction with elective/non-required coursework	0	0%	n/a	n/a
In conjunction with institution, but independent of coursework 	2	50%	n/a	n/a
Other, please specify <a href="#">view</a> 	1	25%	n/a	n/a
Total Respondents	4	100%		
(skipped this question)	461			






77. How many assistantships did you complete?

	Response Total	Response Percent	Points	Avg
1 	23	61%	n/a	n/a
2 	6	16%	n/a	n/a
3 	4	11%	n/a	n/a
4 	1	3%	n/a	n/a
5	0	0%	n/a	n/a
More than 5	0	0%	n/a	n/a
--Please Select-- 	4	11%	n/a	n/a
Total Respondents	38	100%		
(skipped this question)	427			

78. Please indicate if these experiences were full or part-time. (Select all that apply)

	Response Total	Response Percent	Points	Avg
Full-time 	9	20%	n/a	n/a
Part-time 	33	75%	n/a	n/a
Total Respondents	44			
(skipped this question)	421			

79. What types of assistantships did you complete? (Select all that apply)

	Response Total	Response Percent	Points	Avg
Teaching Assistantship (Instructor) 	8	18%	n/a	n/a
Teaching Assistantship (Aide) 	8	18%	n/a	n/a
Research Assistantship 	9	20%	n/a	n/a
Graduate Assistantship 	13	30%	n/a	n/a
Other, please specify <a href="#">view</a> 	6	14%	n/a	n/a
Total Respondents	44			
(skipped this question)	421			

80. Were you offered full-time employment as result of any of your assistantships?

	Response Total	Response Percent	Points	Avg
--	----------------	------------------	--------	-----

Yes		3	7%	n/a	n/a
No		37	84%	n/a	n/a
I'd rather not answer		4	9%	n/a	n/a
Total Respondents		44	100%		
(skipped this question)				421	

81. How helpful were your assistantship(s) in preparing you for the workplace/your career?

		Response Total	Response Percent	Points	Avg
Very helpful		22	56%	n/a	n/a
Helpful		11	28%	n/a	n/a
Neither helpful or unhelpful		3	8%	n/a	n/a
Unhelpful		1	3%	n/a	n/a
Very unhelpful		2	5%	n/a	n/a
Total Respondents		39	100%		
(skipped this question)				426	

82. Please fill the following information about the job offer you received as a result of your assistantship(s) in the boxes below.

	Response Total	
<input type="button" value="view"/>	4	
Total Respondents		2
(skipped this question)		463

83. What type of assistantship was this?

	Response Total	Response Percent	Points	Avg	
Teaching Assistantship (Instructor)	0	0%	n/a	n/a	
Teaching Assistantship (Aide)	0	0%	n/a	n/a	
Research Assistantship	0	0%	n/a	n/a	
Graduate Assistantship	1	50%	n/a	n/a	
Other, please specify	1	50%	n/a	n/a	
<input type="button" value="view"/>					
Total Respondents		2	100%		
(skipped this question)				463	

84. How many field experiences or practicums did you complete?

	Response Total	Response Percent	Points	Avg	
1	39	35%	n/a	n/a	
2	19	17%	n/a	n/a	
3	19	17%	n/a	n/a	
4	13	12%	n/a	n/a	
5	2	2%	n/a	n/a	
More than 5	18	16%	n/a	n/a	
--Please Select--	3	3%	n/a	n/a	
Total Respondents		113	100%		
(skipped this question)				352	

85. Please indicate if these experiences were full or part-time. (Select all that apply)

	Response Total	Response Percent	Points	Avg
Full-time	46	38%	n/a	n/a
Part-time	86	71%	n/a	n/a
Total Respondents		121		
(skipped this question)				344

86. What types of field experiences or practicums did you complete? (Select all that apply)

	Response Total	Response Percent	Points	Avg
For experience only (Paid)	22	18%	n/a	n/a
For experience only (Unpaid)	44	36%	n/a	n/a
For academic credit and experience (Paid)	10	8%	n/a	n/a
For academic credit and experience (Unpaid)	65	54%	n/a	n/a
Other, please specify	0	0%	n/a	n/a

Total Respondents 121

(skipped this question) 344

87. Were you offered full-time employment as result of any of your field experiences or practicums?

	Response Total	Response Percent	Points	Avg
Yes	11	9%	n/a	n/a
No	97	80%	n/a	n/a
I'd rather not answer	13	11%	n/a	n/a

Total Respondents 121 100%

(skipped this question) 344

88. How helpful were your field experiences or practicums in preparing you for the workplace/your career?

	Response Total	Response Percent	Points	Avg
Very helpful	71	62%	n/a	n/a
Helpful	31	27%	n/a	n/a
Neither helpful or unhelpful	9	8%	n/a	n/a
Unhelpful	3	3%	n/a	n/a
Very unhelpful	1	1%	n/a	n/a

Total Respondents 115 100%

(skipped this question) 350

89. Please fill the following information about the job offer you received as a result of your field experiences or practicum in the boxes below.

	Response Total
<a href="#">view</a>	16
Total Respondents	8
(skipped this question)	457

90. What type of field experience or practicum was this?

	Response Total	Response Percent	Points	Avg
For experience only (Paid)	7	88%	n/a	n/a
For experience only (Unpaid)	0	0%	n/a	n/a
For academic credit and experience (Paid)	0	0%	n/a	n/a
For academic credit and experience (Unpaid)	0	0%	n/a	n/a
Other, please specify <a href="#">view</a>	1	12%	n/a	n/a

Total Respondents 8 100%

(skipped this question) 457

91. How many clinical experiences did you complete?

		Response Total	Response Percent	Points	Avg
1		30	30%	n/a	n/a
2		13	13%	n/a	n/a
3		14	14%	n/a	n/a
4		14	14%	n/a	n/a
5		0	0%	n/a	n/a
More than 5		23	23%	n/a	n/a
--Please Select--		6	6%	n/a	n/a
Total Respondents		100	100%		
(skipped this question)			365		

92. Please indicate if these experiences were full or part-time. (Select all that apply)

		Response Total	Response Percent	Points	Avg
Full-time		55	54%	n/a	n/a
Part-time		56	55%	n/a	n/a
Total Respondents		102			
(skipped this question)			363		

93. What types of clinical experiences did you complete? (Select all that apply)

		Response Total	Response Percent	Points	Avg
For experience only (Paid)		14	14%	n/a	n/a
For experience only (Unpaid)		33	32%	n/a	n/a
For academic credit and experience (Paid)		4	4%	n/a	n/a
For academic credit and experience (Unpaid)		68	67%	n/a	n/a
Other, please specify <a href="#">view</a>		1	1%	n/a	n/a
Total Respondents		102			
(skipped this question)			363		

94. Were you offered full-time employment as result of any of your clinical experiences?

		Response Total	Response Percent	Points	Avg
Yes		11	11%	n/a	n/a
No		81	79%	n/a	n/a
I'd rather not answer		10	10%	n/a	n/a
Total Respondents		102	100%		
(skipped this question)			363		

95. How helpful were your clinical experiences in preparing you for the workplace/your career?

		Response Total	Response Percent	Points	Avg
Very helpful		61	62%	n/a	n/a
Helpful		36	36%	n/a	n/a
Neither helpful or unhelpful		2	2%	n/a	n/a
Unhelpful		0	0%	n/a	n/a
Very unhelpful		0	0%	n/a	n/a
Total Respondents		99	100%		
(skipped this question)			366		

96. Please fill the following information about the job offer you received as a result of your clinical experiences in the boxes below.

	Response Total
<a href="#">view</a>	7

		Total Respondents	5		
		(skipped this question)	460		
97. What type of clinical experience was this?					
		Response Total	Response Percent	Points	Avg
For experience only (Paid)		1	14%	n/a	n/a
For experience only (Unpaid)		0	0%	n/a	n/a
For academic credit and experience (Paid)		0	0%	n/a	n/a
For academic credit and experience (Unpaid)		6	86%	n/a	n/a
Other, please specify		0	0%	n/a	n/a
Total Respondents		7	100%		
(skipped this question)		458			
98. Please indicate if this experience was full or part-time. (Select all that apply)					
		Response Total	Response Percent	Points	Avg
Full-time		18	55%	n/a	n/a
Part-time		13	39%	n/a	n/a
Total Respondents		33			
(skipped this question)		432			
99. Please indicate the grade you taught and whether the school was public or private.					
				Response Total	
<a href="#">view</a>				61	
Total Respondents				31	
(skipped this question)				434	
100. Were you offered full-time employment as result of your student teaching experience?					
		Response Total	Response Percent	Points	Avg
Yes		2	6%	n/a	n/a
No		27	82%	n/a	n/a
I'd rather not answer		4	12%	n/a	n/a
Total Respondents		33	100%		
(skipped this question)		432			
101. How helpful was your student teaching experience in preparing you for the workplace/your career?					
		Response Total	Response Percent	Points	Avg
Very helpful		22	69%	n/a	n/a
Helpful		7	22%	n/a	n/a
Neither helpful or unhelpful		3	9%	n/a	n/a
Unhelpful		0	0%	n/a	n/a
Very unhelpful		0	0%	n/a	n/a
Total Respondents		32	100%		
(skipped this question)		433			
102. Please fill the following information about the job offer you received as a result of your student teaching experience in the boxes below.					
				Response Total	

<a href="#">view</a>					4
Total Respondents				1	
(skipped this question)				464	
103. How many study abroad/away experiences with internship or practicum components did you complete?					
		Response Total	Response Percent	Points	Avg
1		18	90%	n/a	n/a
2		1	5%	n/a	n/a
3		0	0%	n/a	n/a
4		0	0%	n/a	n/a
5		0	0%	n/a	n/a
More than 5		0	0%	n/a	n/a
--Please Select--		1	5%	n/a	n/a
Total Respondents		20	100%		
(skipped this question)		445			
104. Please indicate the length of study and location of study for your study abroad/away experiences below.					
					Response Total
<a href="#">view</a>					42
Total Respondents				20	
(skipped this question)				445	
105. Were you offered full-time employment as result of any of your study abroad/away experiences with internship or practicum components?					
		Response Total	Response Percent	Points	Avg
Yes		1	5%	n/a	n/a
No		20	95%	n/a	n/a
I'd rather not answer		0	0%	n/a	n/a
Total Respondents		21	100%		
(skipped this question)		444			
106. How helpful were your study abroad/away experiences with internship or practicum components in preparing you for the workplace/your career?					
		Response Total	Response Percent	Points	Avg
Very helpful		12	60%	n/a	n/a
Helpful		6	30%	n/a	n/a
Neither helpful or unhelpful		2	10%	n/a	n/a
Unhelpful		0	0%	n/a	n/a
Very unhelpful		0	0%	n/a	n/a
Total Respondents		20	100%		
(skipped this question)		445			
107. Please fill the following information about the job offer you received as a result of your study abroad/away experiences in the boxes below.					
					Response Total
					0
Total Respondents				0	
(skipped this question)				465	
108. Please indicate the length of study and country of study for this study abroad experience below.					
					Response Total
-					0
Total Respondents				0	



(skipped this question) 465

109. How related is your primary post-graduation occupation to your program/area of study?

		Response Total	Response Percent	Points	Avg
Very related		211	68%	n/a	n/a
Somewhat related		62	20%	n/a	n/a
Neither related or unrelated		8	3%	n/a	n/a
Somewhat unrelated		7	2%	n/a	n/a
Very unrelated		13	4%	n/a	n/a
Have not yet formed opinion		11	4%	n/a	n/a
Total Respondents		312	100%		
		(skipped this question)	153		

110. How related is your primary post-graduation occupation to your career goals?

		Response Total	Response Percent	Points	Avg
Very related		202	64%	n/a	n/a
Somewhat related		74	24%	n/a	n/a
Neither related or unrelated		8	3%	n/a	n/a
Somewhat unrelated		4	1%	n/a	n/a
Very unrelated		13	4%	n/a	n/a
Have not yet formed opinion		13	4%	n/a	n/a
Total Respondents		314	100%		
		(skipped this question)	151		

111. How satisfied are you with your primary post-graduation occupation?

		Response Total	Response Percent	Points	Avg
Very satisfied		189	60%	n/a	n/a
Somewhat satisfied		76	24%	n/a	n/a
Neither satisfied or unsatisfied		19	6%	n/a	n/a
Somewhat dissatisfied		9	3%	n/a	n/a
Very dissatisfied		4	1%	n/a	n/a
Have not yet formed opinion		16	5%	n/a	n/a
Total Respondents		313	100%		
		(skipped this question)	152		

112. How important to you is it that your primary post-graduation occupation or career is related to your program/area of study?

		Response Total	Response Percent	Points	Avg
Very important		264	66%	n/a	n/a
Important		95	24%	n/a	n/a
Neither important or unimportant		21	5%	n/a	n/a
Unimportant		4	1%	n/a	n/a
Very unimportant		2	0%	n/a	n/a
Have not yet formed opinion		15	4%	n/a	n/a
Total Respondents		401	100%		
		(skipped this question)	64		

113. Which of these best describes your situation before beginning the degree you recently completed? (Select all that apply)

		Response Total	Response Percent	Points	Avg
Recently completed high school or GED		234	58%	n/a	n/a
Recently completed		52	13%	n/a	n/a

post-secondary education									
Working full-time		93	23%	n/a	n/a				
Working part-time		98	24%	n/a	n/a				
Engaged in military service		3	1%	n/a	n/a				
Self-employed		7	2%	n/a	n/a				
Caring for children or other family		9	2%	n/a	n/a				
Unemployed and seeking employment		5	1%	n/a	n/a				
Unemployed and not seeking employment		1	0%	n/a	n/a				
Other, please specify		11	3%	n/a	n/a				
<a href="#">view</a>									
Total Respondents		401							
(skipped this question)		64							
114. What was your primary motivation when beginning the degree you recently completed?									
		Response Total	Response Percent	Points	Avg				
Employment opportunities		160	41%	n/a	n/a				
Impact on society		40	10%	n/a	n/a				
Income potential		25	6%	n/a	n/a				
Job satisfaction		66	17%	n/a	n/a				
Personal enrichment		69	18%	n/a	n/a				
Professional prestige		21	5%	n/a	n/a				
Other, please specify		9	2%	n/a	n/a				
<a href="#">view</a>									
Total Respondents		390	100%						
(skipped this question)		75							
115. What was your primary motivation when finishing the degree you recently completed?									
		Response Total	Response Percent	Points	Avg				
Employment opportunities		152	39%	n/a	n/a				
Impact on society		55	14%	n/a	n/a				
Income potential		29	7%	n/a	n/a				
Job satisfaction		70	18%	n/a	n/a				
Personal enrichment		65	17%	n/a	n/a				
Professional prestige		10	3%	n/a	n/a				
Other, please specify		9	2%	n/a	n/a				
<a href="#">view</a>									
Total Respondents		390	100%						
(skipped this question)		75							
116. How helpful was your degree in allowing you to affect each of the following outcomes? Please rate each option from "Very Unhelpful" to "Very Helpful."									
	Have not yet formed opinion	Very Unhelpful	Unhelpful	Neither Helpful nor Unhelpful	Helpful	Very Helpful	Response Total	Points	Avg
Employment opportunities	13.3% (52)	3.07% (12)	2.56% (10)	12.02% (47)	38.87% (152)	30.18% (118)	391	n/a	n/a
Impact on society	12.56% (49)	3.59% (14)	1.54% (6)	13.59% (53)	40.51% (158)	28.21% (110)	390	n/a	n/a
Income potential	12.05% (47)	5.9% (23)	2.31% (9)	11.03% (43)	43.33% (169)	25.38% (99)	390	n/a	n/a
Job satisfaction	11.69% (45)	3.38% (13)	0.52% (2)	8.05% (31)	42.34% (163)	34.03% (131)	385	n/a	n/a
Personal enrichment	7.44% (29)	3.59% (14)	0.77% (3)	6.92% (27)	42.82% (167)	38.46% (150)	390	n/a	n/a
Professional prestige	11.03% (43)	3.59% (14)	0.77% (3)	11.28% (44)	44.36% (173)	28.97% (113)	390	n/a	n/a
Total Respondents							391		
(skipped this question)							74		